



THE CITY OF
DAVENPORT
IOWA | USA

FY 2025

Capital Budget Presentation

February 10, 2024 | Davenport City Hall

SCHEDULE



February 3rd | Introduction to the Operating Funds

- Goal Setting
- Fund Accounting and Structure Essentials
- FY 2023 Financial Review
- FY 2024 Financial Update



February 6th | Property Taxes & Operating Funds

- Property Tax Overview
- FY 2025 Operating Budget Review



February 10th | Capital Budget

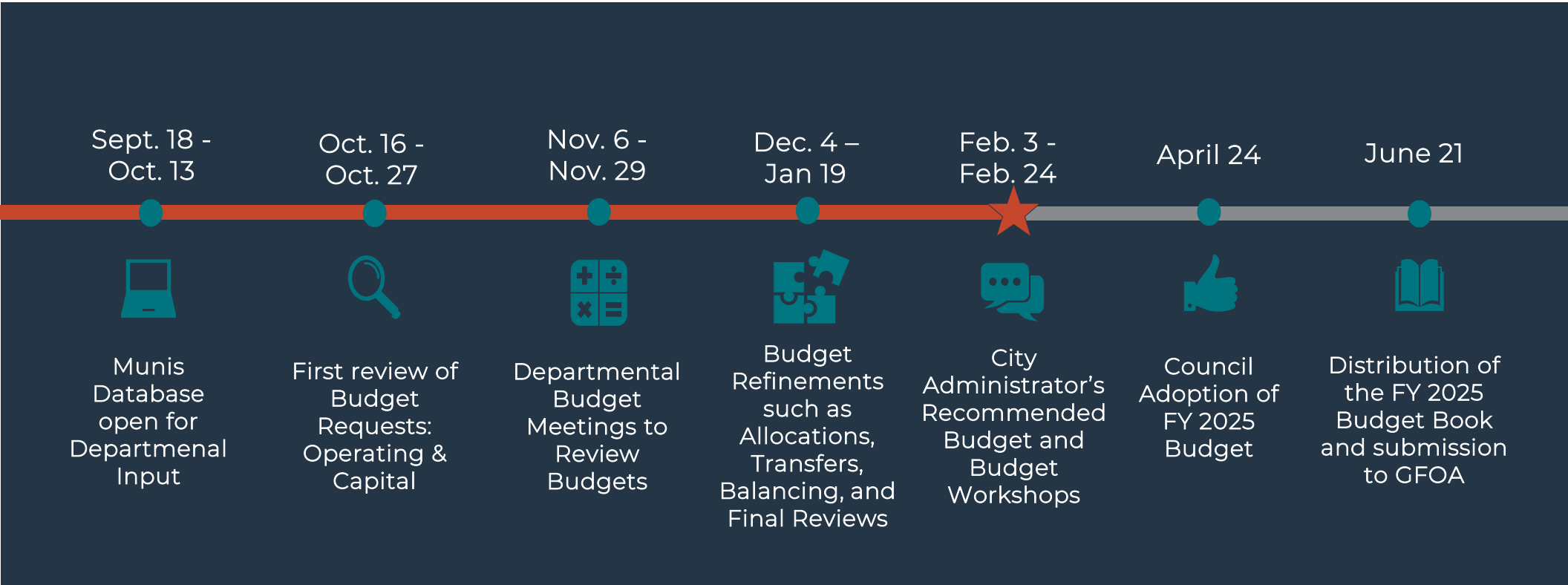
- Debt Service Fund
- Local Options Sales Tax Fund
- Road Use Tax Fund
- Six-Year Capital Improvement Program



February 20th | Follow-ups and Workplan

- FY 2025 Operating Budget Continued
- Follow-ups

BUDGET PROCESS



FY 2025 BUDGET HIGHLIGHTS

1

Balanced budget that complies with financial policies and liquidity targets.

2

Lowers property tax levy rate by \$0.17 to \$16.61/\$1,000 taxable valuations.

3

Core-competency focused and continues to deliver current service levels.



INTRODUCTION

FY 2025 BUDGET



	Adopted FY 2024	Proposed FY 2025	Change
Operating	\$161,156,435	\$168,028,040	+4.3%
Capital	\$49,575,881	\$39,390,127	-20.5%
Debt	\$31,802,176	\$31,680,573	-0.4%
Total	\$242,534,492	\$239,098,740	-1.4%

CAPITAL PROGRAM

DAVENPORT
IOWA | USA

Capital projects typically cost more than \$5,000 with a projected “useful life” of at least five years.

In Davenport, capital projects are typically \$50,000 or more with a useful life of more than five years.

Primary funding sources:

- Debt Service Levy (Property Tax / \$2.05)

- Local Option Sales Tax

- Road Use Tax

- Enterprise Funds

- Grants & Partnerships





DEBT SERVICE FUND

DEBT SERVICE FUND



Levy amount is \$2.05 per \$1,000 taxable value (\$11.2M), and modeling is done in partnership with long-term financial advisors

Levy is restricted for the purposes of funding principal & interest payments associated with the City's annual debt service obligations

Bond ratings are an important part of this fund; interest rate determinations

Iowa code limits a local government's debt to 5% of their gross valuations; city's current debt margin is 48.04% = \$196.9M capacity (Current debt = 51.96%)

Bond Ratings

S&P Global AA

MOODY'S Aa2

FUND CAPACITY



Current Debt Service Fund cash as of the end of FY 2023 is \$26,420,940

Projected year-end cash at the end of FY 2024 is \$22,900,000

City's debt burden, particularly from FY 2010 era, has been a long-term concern of both bond rating agencies; City has been encouraged over the last several years to begin applying additional constraints to this program area

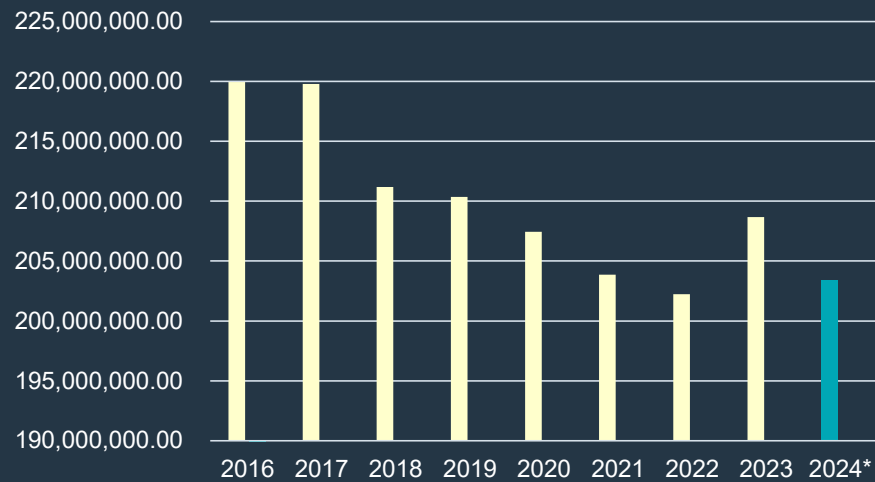
Innovative funding strategies have been implemented for larger scale capital projects as a relief valve to the annual bonding program

EX: Fire Station 3 (\$3M from cash and \$8.4M from short-term issuance)

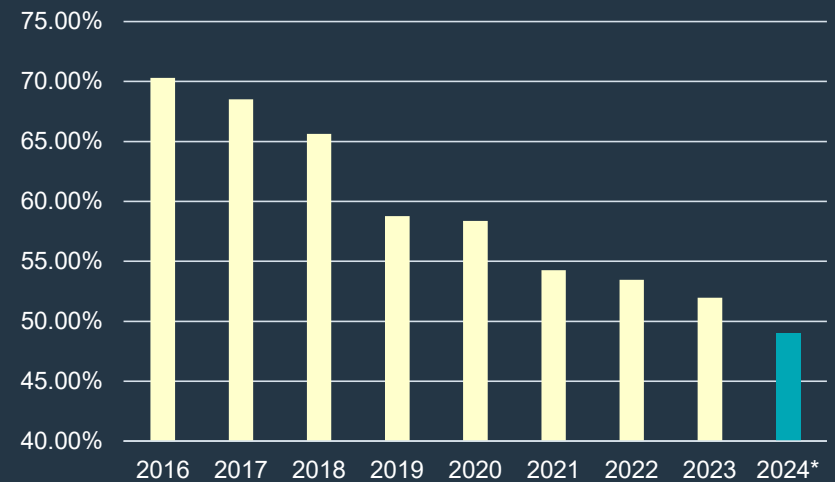
FUND PERFORMANCE



Outstanding GO Bonds



Debt Load Compared to Borrowing Limit

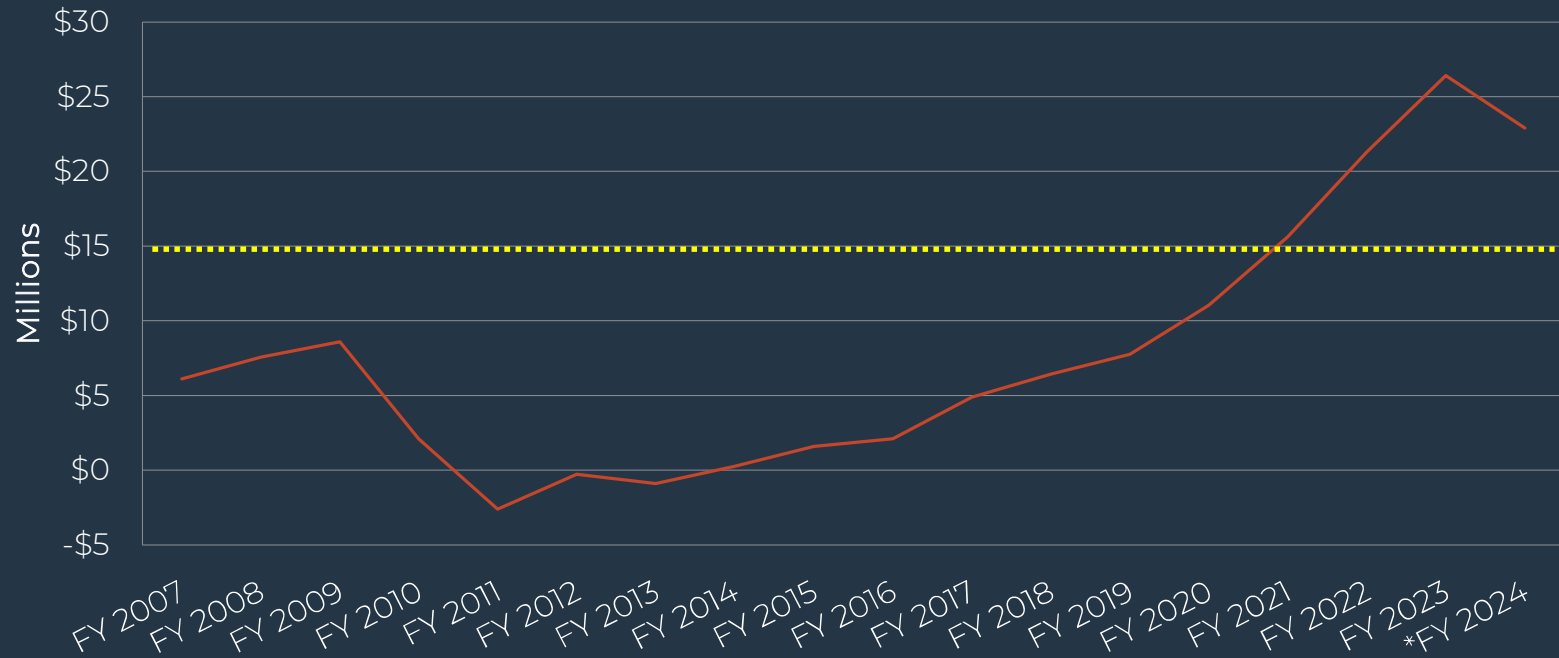


* Fiscal year reflects a forecast

DEBT SERVICE FUND CASH BALANCES



Debt Service Fund Cash Balance





LOCAL SALES TAX FUND

LOCAL SALES TAX FUND



Referendum passed in 1988

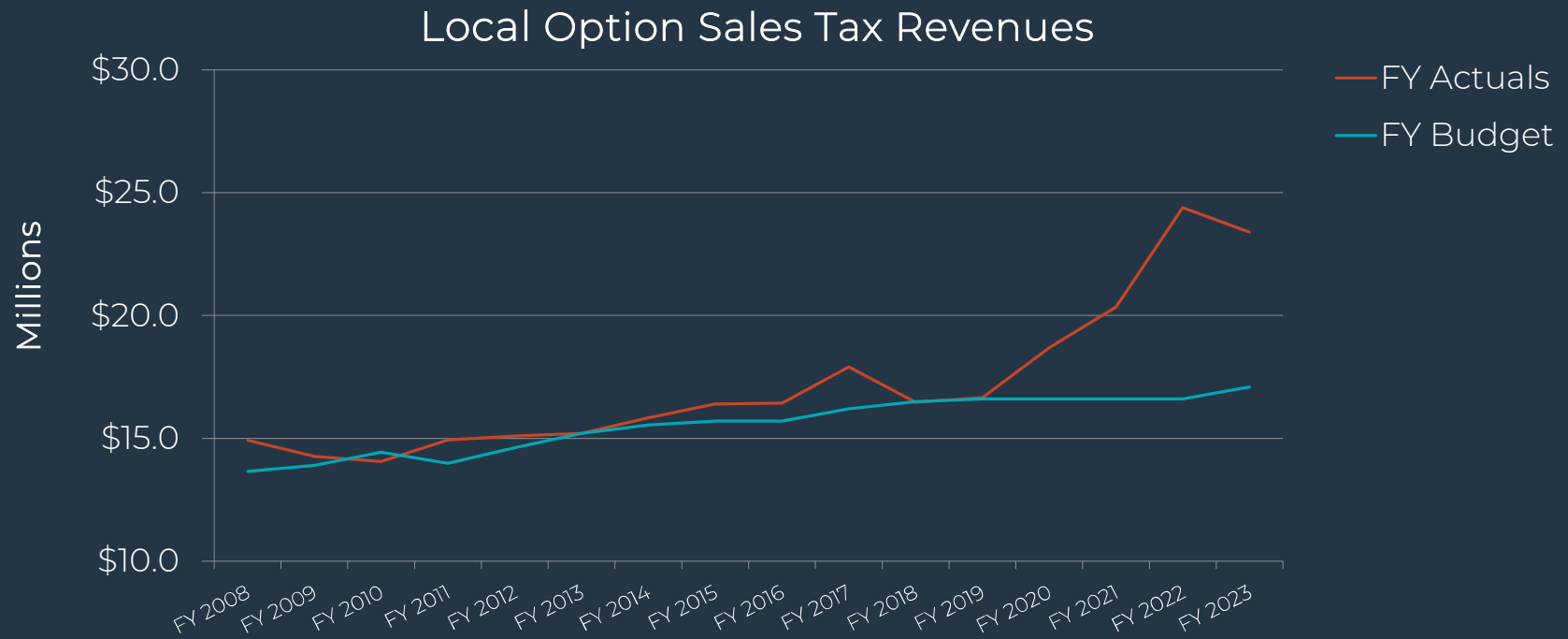
- 60% of received funds = property tax relief (Debt Service Fund and General Fund transfer)
- 40% of received funds = capital investment

1% of gross sales tax collected within the City of Davenport

In FY 2023, the Iowa Department of Revenue began making distributions based on actual sales tax receipts in the prior month

FY 2025 Budget (Revenues) = \$18.0M (Previously \$17.0M in FY 2024)

LST FUND REVENUES



LOCAL SALES TAX FUND



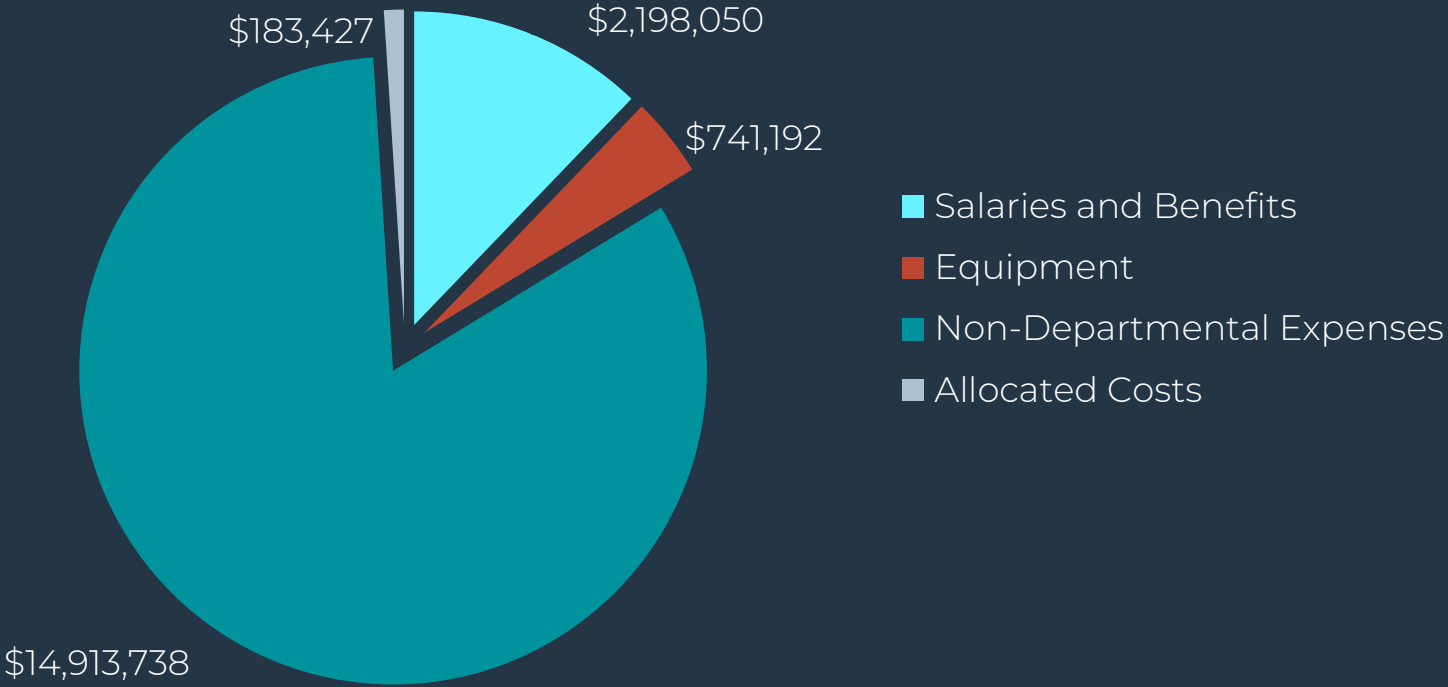
This fund continues to be high-performing with revenues exceeding estimates

City deploys very aggressive conservative budgeting approach within this fund; subject to higher potential for volatility

FY 2024 Budget

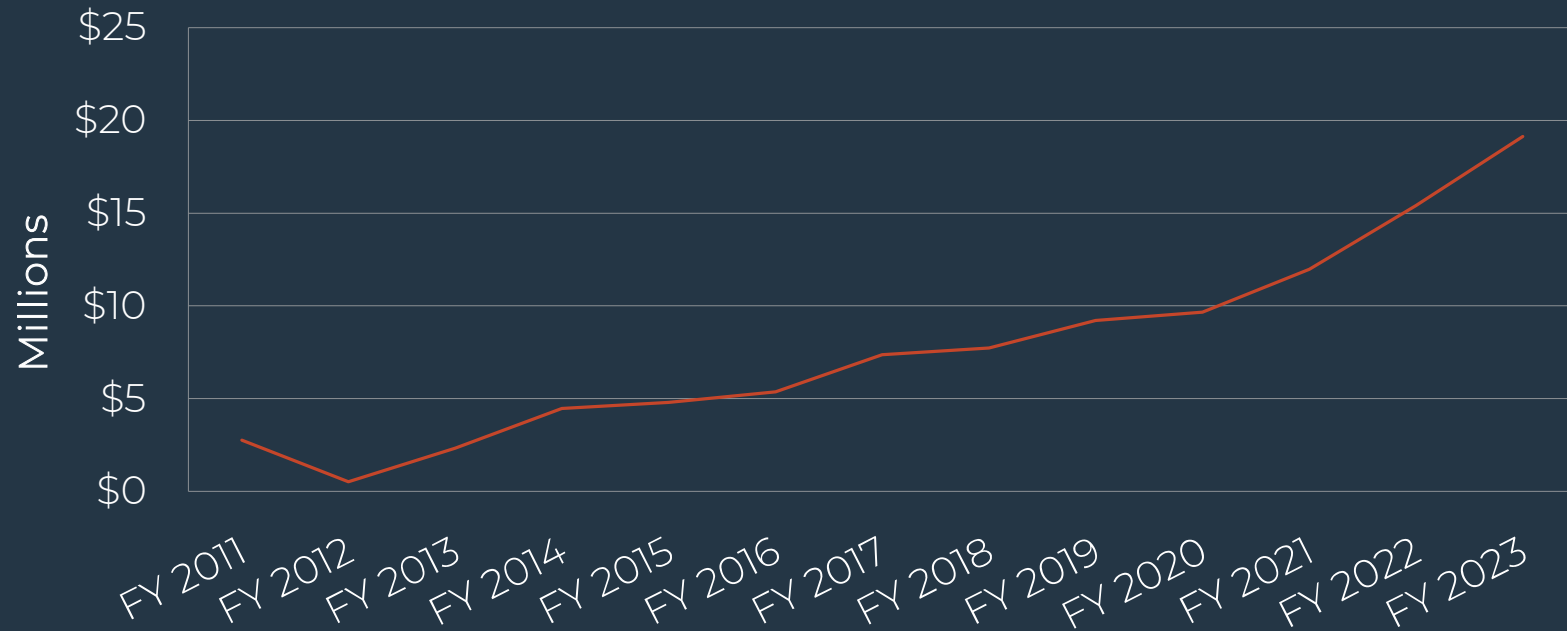
- Original Budget | \$17,257,500
- Re-estimated | \$23.0M

FY 2025 LST FUND EXPENDITURES



LST FUND BALANCE

Local Option Sales Tax Fund Balance





ROAD USE TAX FUND

ROAD USE TAX FUND



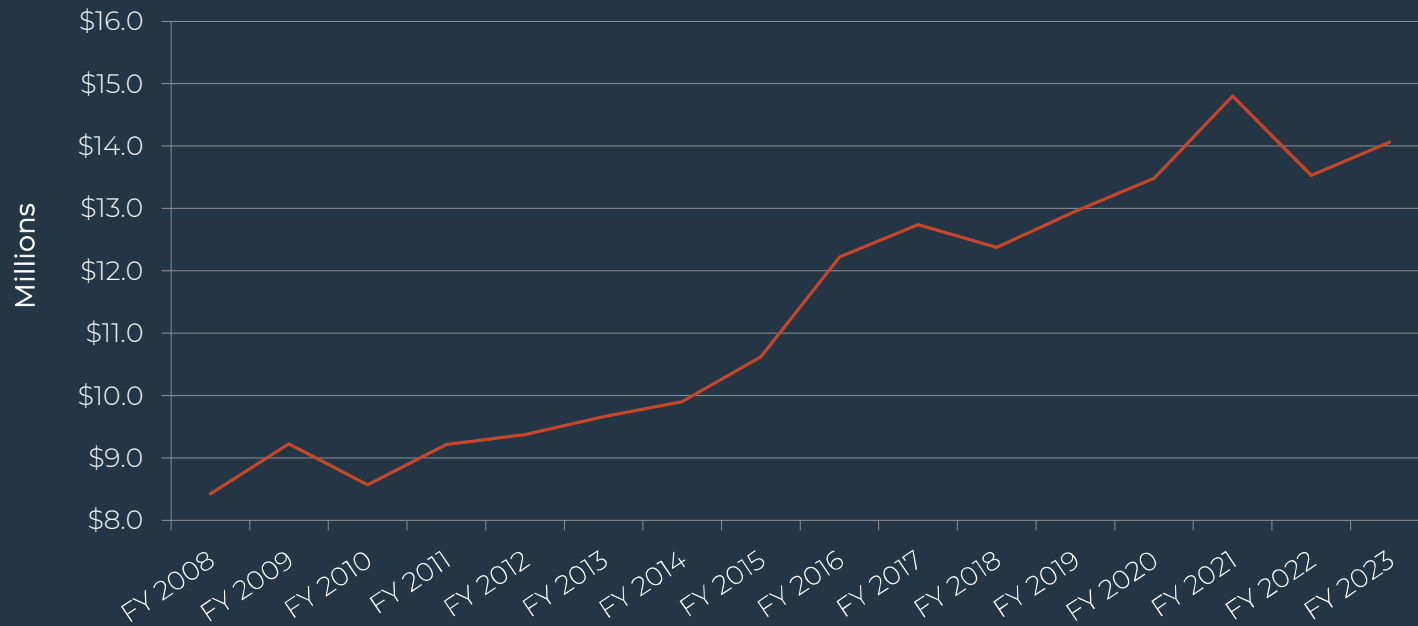
Established by the State of Iowa in 1949, and 20% (+/-) of what is collected is distributed to cities

Revenues are designated for use | maintaining/improving the City's street network and system

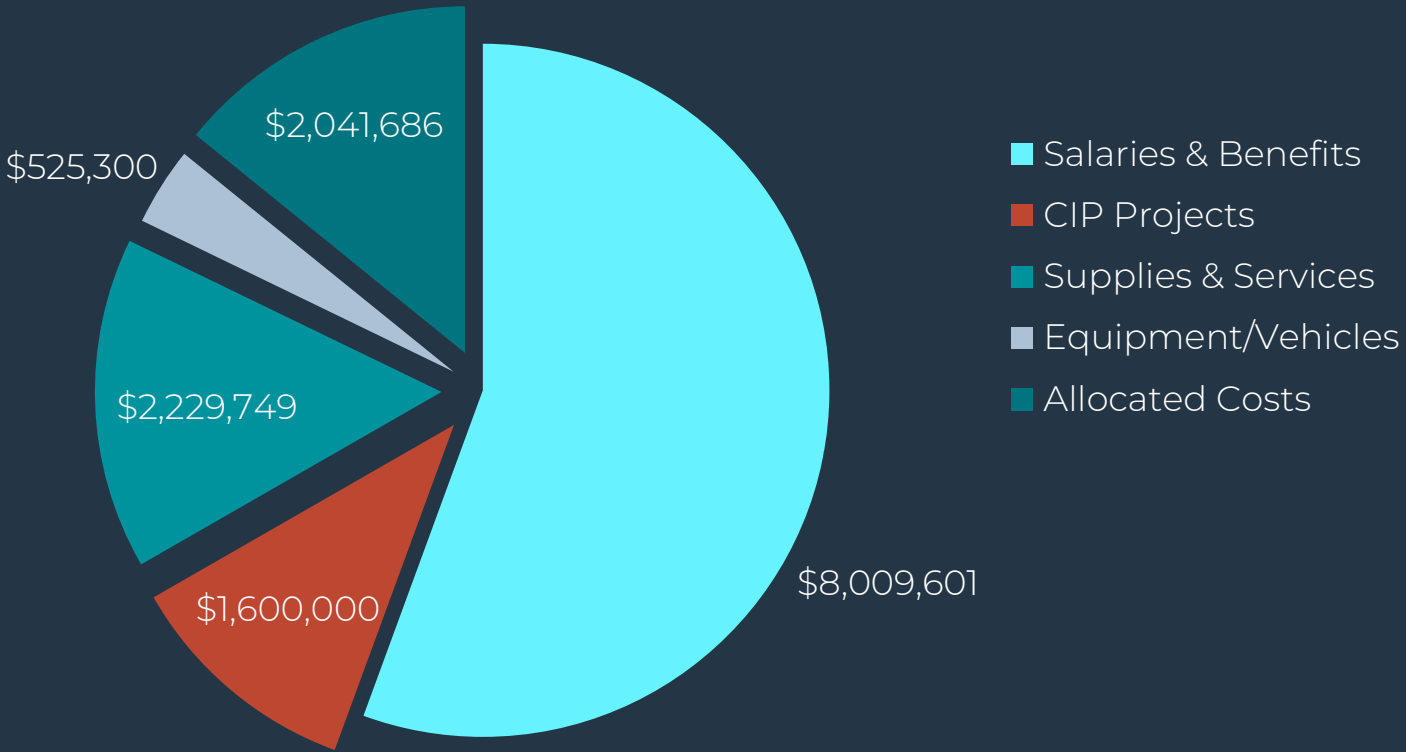
In 2015, the State approved a \$0.10/gallon increase; it produces an additional \$1.6M (+/-) for annual investment

RUT FUND REVENUES

Road Use Tax Revenues

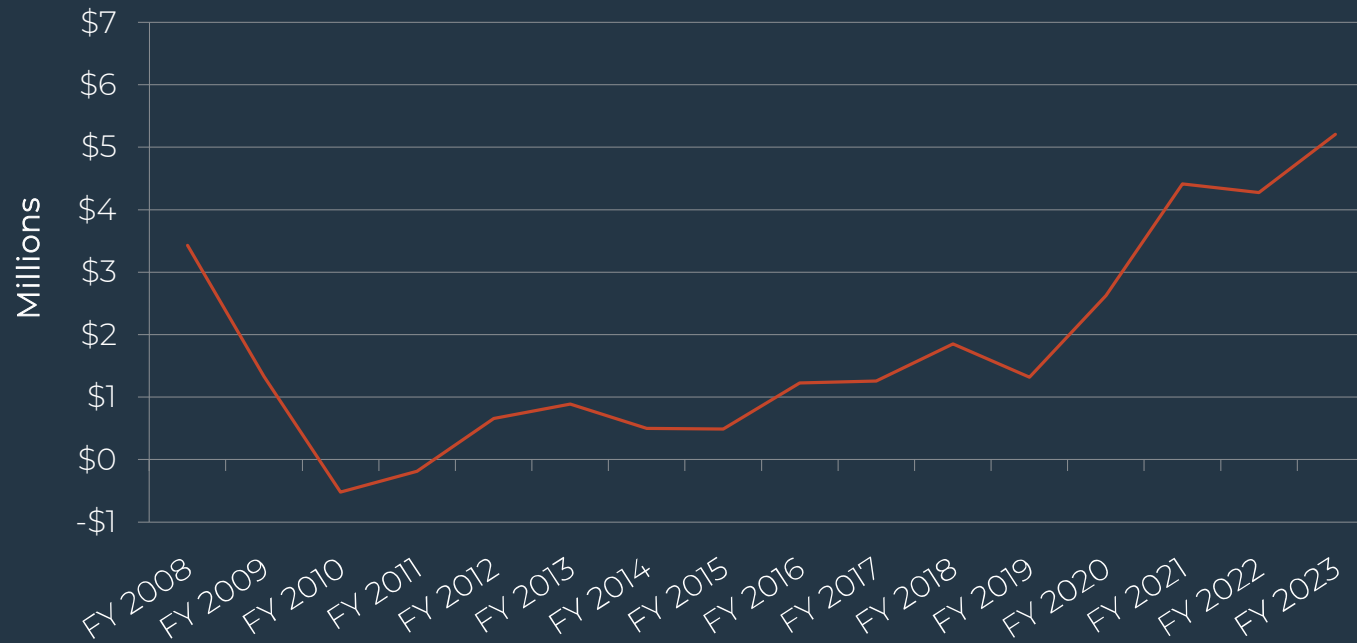


FY 2025 ROAD USE TAX FUND EXPENDITURES



RUT FUND BALANCE

Road Use Tax Fund Balance





CIP PROGRAM OVERVIEW

CIP BUDGET HIGHLIGHTS



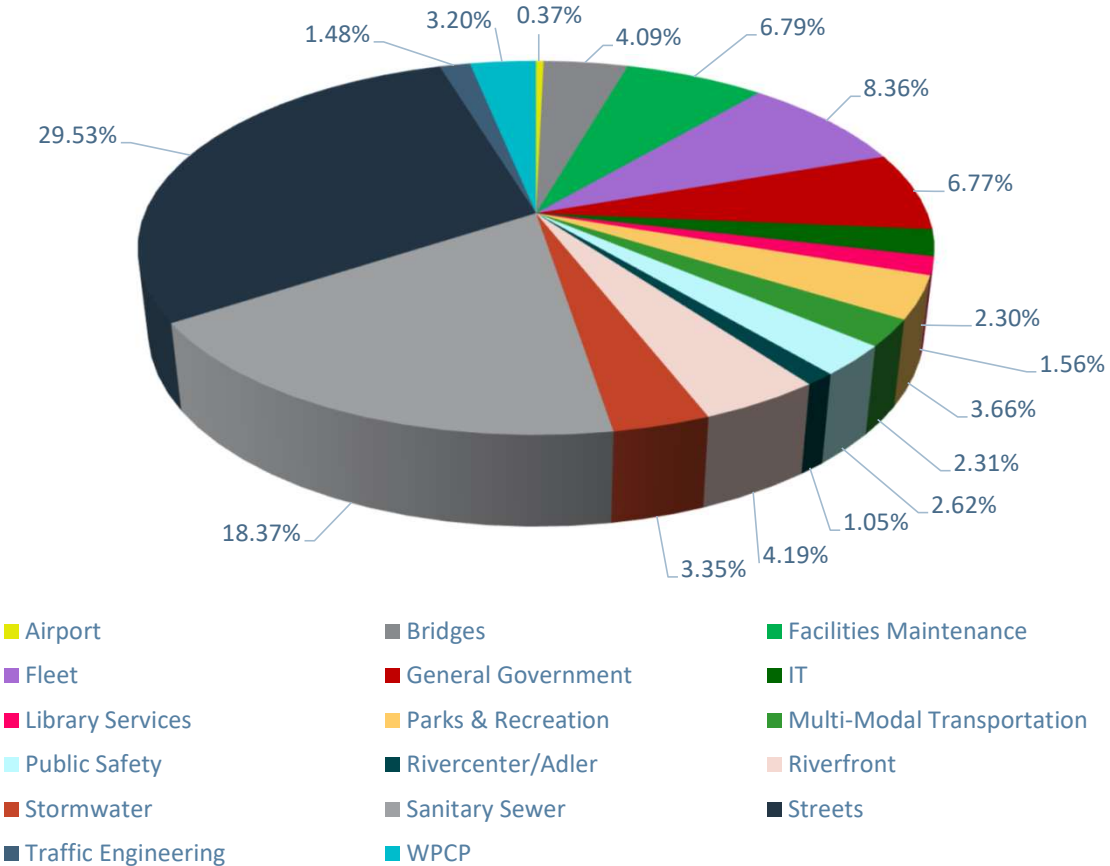
- Large-Scale Investment into the Street Network
 - \$11,250,000 for Street Maintenance & Grant Projects
 - \$2,850,000 for Bridges
 - \$565,000 for Traffic Engineering
- Modernization of the Sewer Collection System
 - \$7,000,000 for Sanitary Sewers
 - \$1,275,000 for Stormwater
 - \$1,220,000 for the Water Pollution Control Plant
- Capital Investment into Public Safety
 - \$ 2,348,627 for Vehicles and Equipment

CIP | FY 2025 – FY 2030



YEAR	BUDGET
FY 2025	\$39,390,127
FY 2026	\$45,330,439
FY 2027	\$35,862,654
FY 2028	\$43,594,112
FY 2029	\$36,401,600
FY 2030	\$33,912,972
TOTAL	\$234,491,904

FY 2025 PROPOSED CIP



CIP FUNDING CATEGORIES



PROJECT CATEGORY	FY 2025 BUDGET
Bridges	\$2,850,000
Facilities Maintenance	\$2,586,500
Fleet	\$3,185,000
General Government	\$2,580,000
Multi-Modal Transportation	\$880,000
Parks & Recreation	\$1,395,000
Public Safety	\$998,627
Riverfront	\$1,595,000
Sanitary Sewers	\$7,000,000
Stormwater	\$1,275,000
Streets	\$11,250,000
Water Pollution Control Plant	\$1,220,000

CIP FUNDING CATEGORIES



FUNDING SOURCES	FY 2025 BUDGET
Bonds Abated by Sewer Fund	\$7,000,000
Bonds Abated by Solid Waste Fund	\$920,000
Clean Water Fund	\$475,000
Equipment Bonds	\$1,500,000
Federal & State Grants	\$3,091,000
GO Bonds	\$18,524,000
Hotel/Motel Tax	\$400,000
Local Sales Tax	\$4,007,972
Parking Fund	\$200,000
Public Safety Fund	\$452,155
Road Use Tax	\$1,600,000
WPCP Fund	\$1,220,000

CIP FUNDING CATEGORIES



PROJECT CATEGORY	FY 2024 BUDGET	FY 2025 BUDGET
Bridges	\$1,560,000	\$2,850,000
Facilities Maintenance	\$2,826,500	\$2,586,500
Fleet	\$7,519,993	\$3,185,000
General Government	\$2,640,000	\$2,580,000
Multi-Modal Transportation	\$900,000	\$880,000
Parks & Recreation	\$650,000	\$1,395,000
Public Safety	\$150,000	\$998,627
Riverfront	\$1,000,000	\$1,595,000
Sanitary Sewers	\$6,950,000	\$7,000,000
Stormwater	\$825,000	\$1,275,000
Streets	\$19,364,388	\$11,250,000
Water Pollution Control Plant	\$0	\$1,220,000

CIP STREET FUNDING COMPARISON



FY 2023 Grant/Special Projects		FY 2024 Grant/Special Projects		FY 2025 Grant/Special Projects	
3rd & 4th Street Rehabilitation	100,000	3rd & 4th Street Rehabilitation	9,259,388	West Central Park Reconstruction	400,000
53rd Street Reconstruction	2,100,000		9,259,388	Utica Ridge at 53rd Turn Lanes	1,000,000
	2,200,000				1,400,000
FY 2023 Maintenance Programs		FY 2024 Maintenance Programs		FY 2025 Maintenance Programs	
Alley Repair	200,000	Alley Repair	600,000	Alley Repair	600,000
Contract Milling	150,000	Contract Milling	200,000	Contract Milling	200,000
High Volume	4,600,000	High Volume	4,600,000	High Volume	4,600,000
Neighborhood Repair	4,450,000	Neighborhood Repair	4,450,000	Neighborhood Repair	4,450,000
	9,400,000		9,850,000		9,850,000
GRAND TOTAL	11,600,000	GRAND TOTAL	19,109,388	GRAND TOTAL	11,250,000

Bridge Maintenance Program

Category: Bridges

Description

This program provides funds for maintenance activities on city-owned bridges. Every 24 months, the city conducts a bi-annual inspection of all bridges; this report prioritizes which structure is scheduled for repairs.

Funding

FY 2025: **\$260,000**

FY 2026-2030: **\$950,000**

TOTAL: **\$1,210,000**

Map

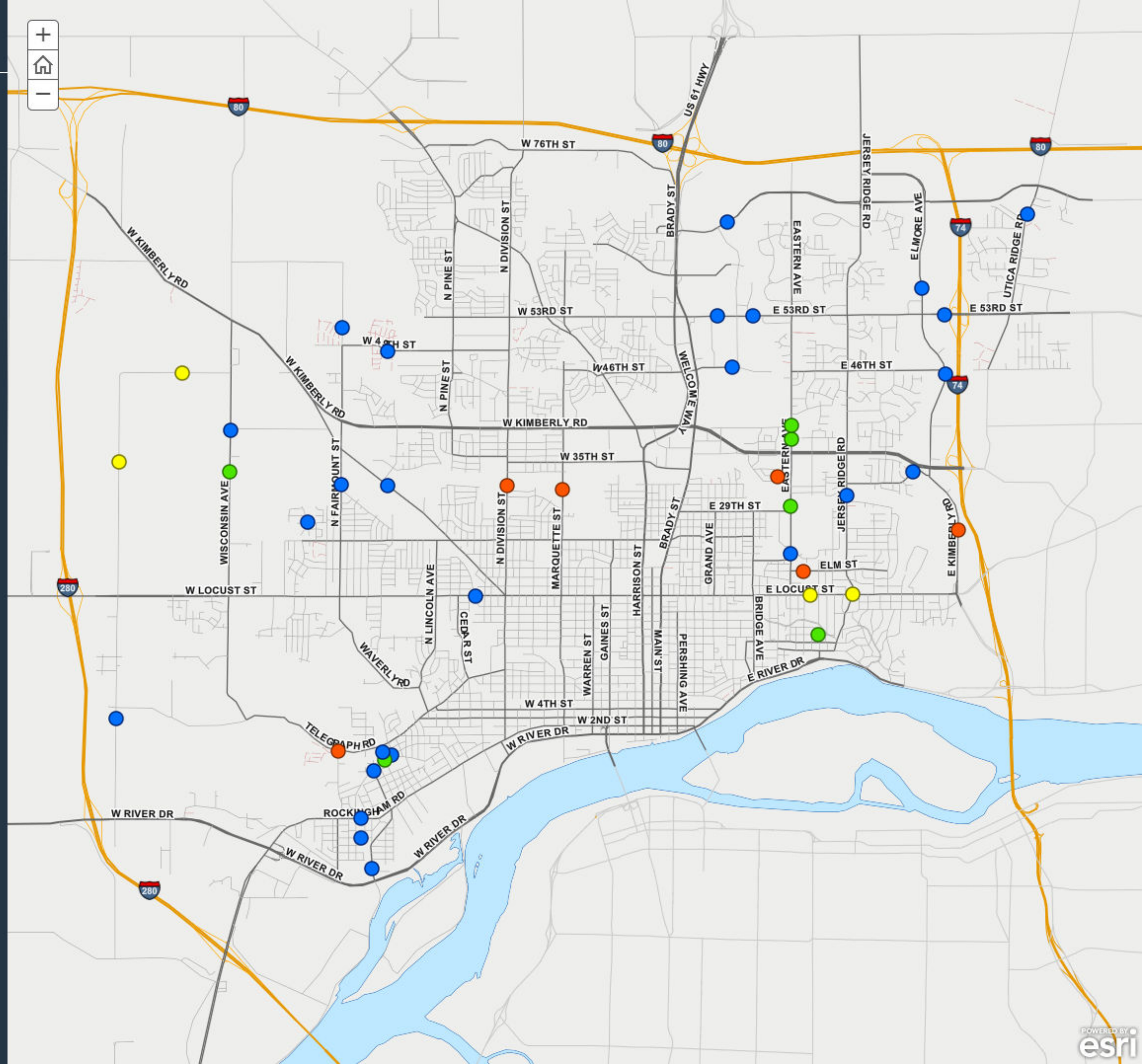
The map indicates the location of city-owned bridges used for vehicle access that have received maintenance work since CY 2019, and bridges scheduled to receive work in the proposed FY 2025-2030 CIP.

Green: Bridges Included in the FY 2025-2030 CIP

Orange: Bridges That Received Work since CY 2019

Yellow: Bridges Scheduled for Work in CY 2024

Blue: All Other Vehicular Bridges



E. 13th Street Bridge Replacement

Category: Bridges

Description

This project will replace the existing bridge structure located on East 13th Street over the Canadian Pacific Kansas City Southern railroad.

Funding

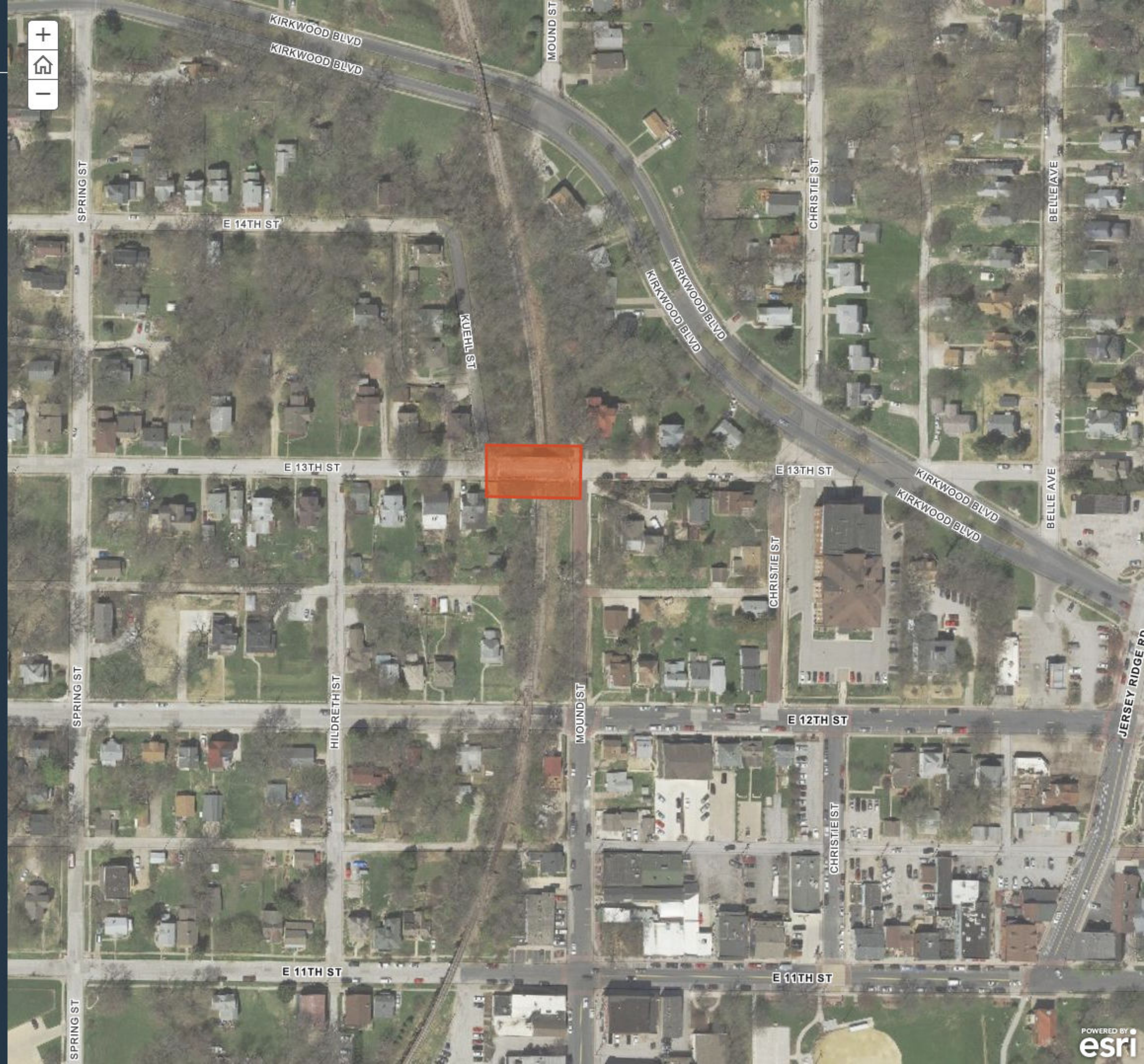
FY 2025: \$700,000 (City)

FY 2025: \$1,500,000 (Fed. Grant)

TOTAL: \$2,200,000

Map

The map indicates the location of the project.



Eastern Avenue Bridge Over Duck Creek

Category: Bridges

Description

The budget provides funding for the replacement of the bridge over Duck Creek.

Funding

FY 2025: \$50,000 (City)

FY 2025: \$160,000 (Fed. Grant)

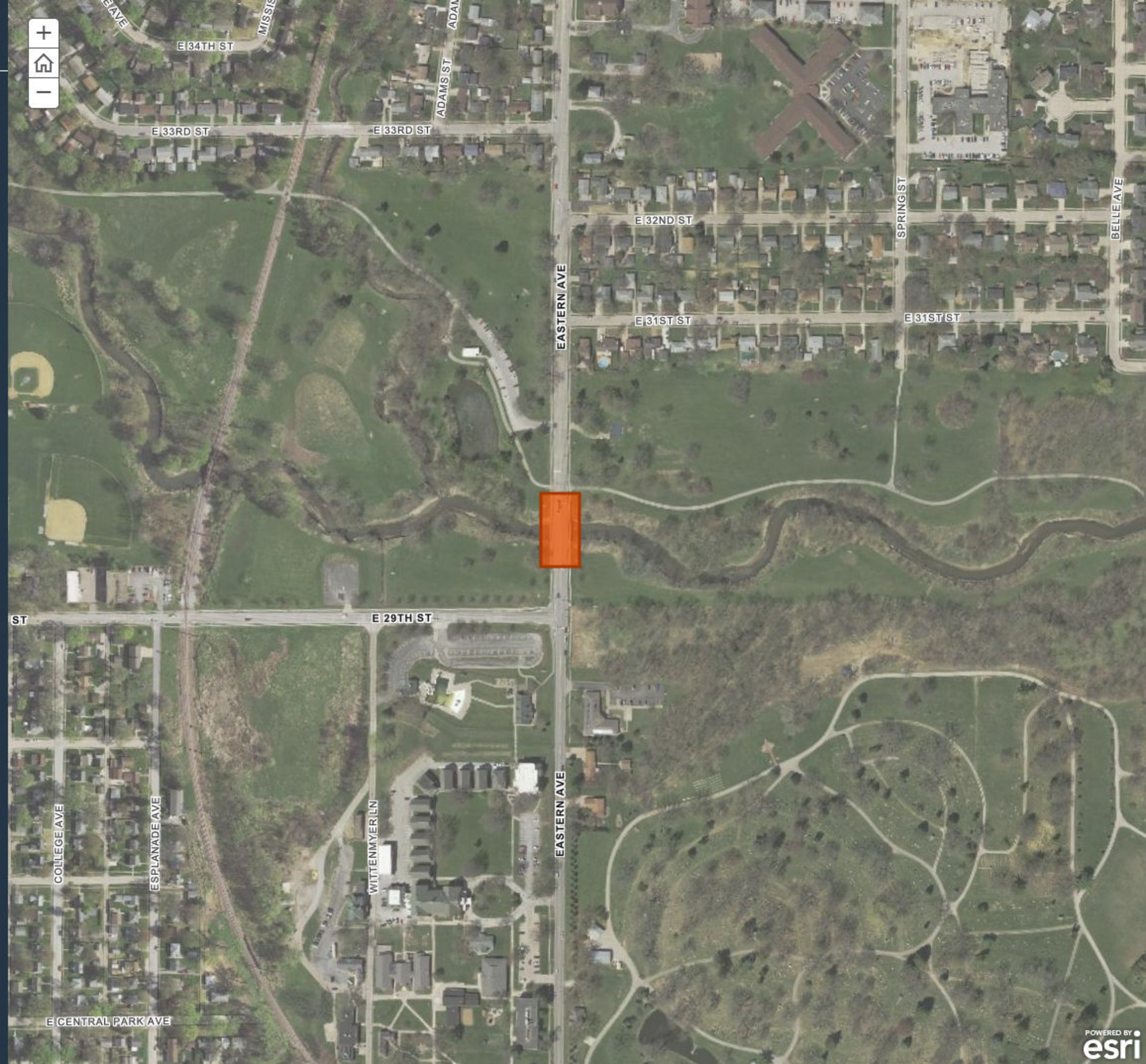
FY 2026: \$550,000 (City)

FY 2026: \$1,880,710 (Fed. Grant)

TOTAL: \$2,640,710

Map

The map showcases the location of the Eastern Avenue bridge scheduled for replacement.



Eastern Avenue Bridges Repair Over Goose Creek

Category: Bridges

Description

The budget provides funding for one bridge replacements and one deck replacement through multiple fiscal years on Eastern Avenue over Goose Creek.

Funding

Bridge A: Eastern Ave over Goose Creek (North)

FY 2028-2029: **\$440,000 (City)**

Bridge B: Eastern Ave over Goose Creek (South)

FY 2025: **\$180,000 (City)**

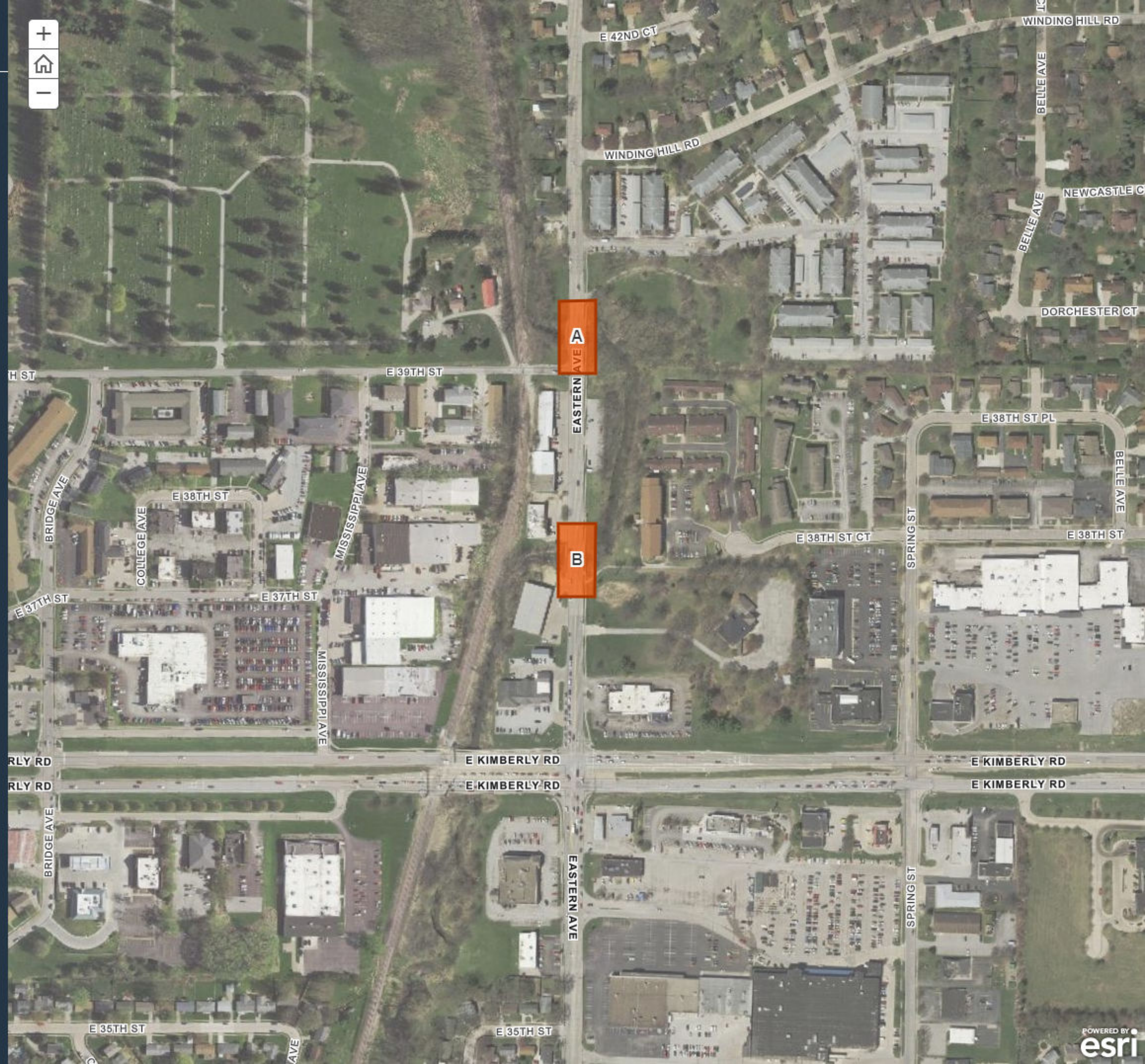
FY 2026: **\$300,000 (City)**

FY 2026: **\$1,500,000 (State Grant)**

TOTAL: **\$1,980,000**

Map

The map showcases the two bridges referenced above along the Eastern Avenue corridor.



South Clark Street Bridge Replacement

Category: Bridges

Description

This project will replace the existing bridge structure located on South Clark Street over Blackhawk Creek.

Funding

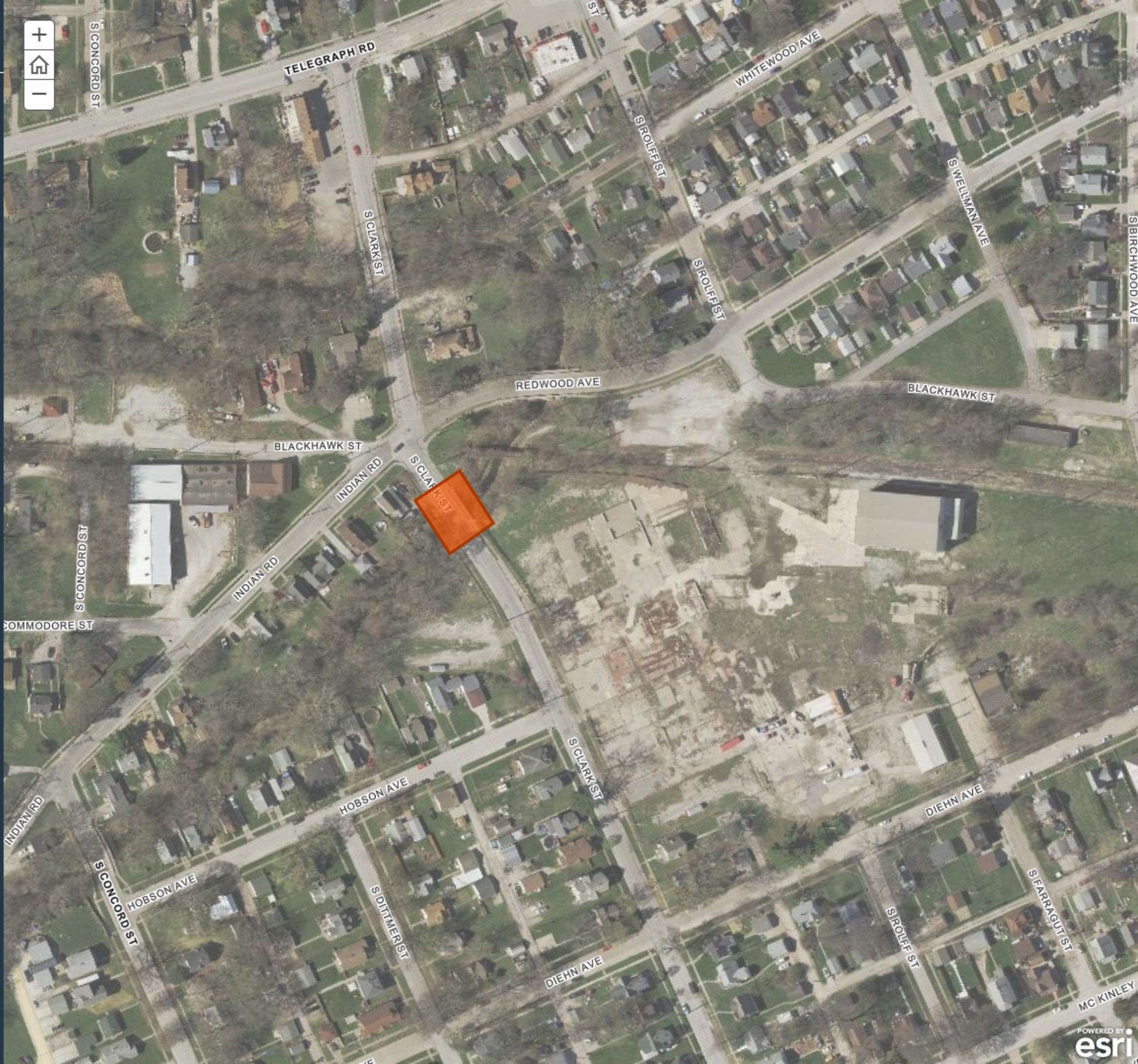
FY 2026: \$70,000

FY 2027: \$700,000

TOTAL: \$770,000

Map

The map indicates the location of the project.



Modern Woodmen Park Facility Projects

Category: Facilities Maintenance

Description

Within the six-year proposed capital plan are various repairs and asset replacement scheduled for Modern Woodmen Park.

Projects

CAPITAL IMPROVEMENTS AT MWP

Funding | FY 2025: **\$636,500**

Funding | FY 2026-2030: **\$3,182,500**

TOTAL: **\$3,819,000**



River's Edge Facility Projects

Category: Facilities Maintenance

Description

Repairs are needed at the River's Edge in several areas for both the exterior and interior of the building.

Projects

ICE RESURFACER

Funding | FY 2025: \$250,000

ROOF REPLACEMENT

Funding | FY 2027: \$500,000

SKATE SAFE FLOORING

Funding | FY 2029: \$250,000



Freight House Improvements

Category: Facility Maintenance

Description

Repairs are needed at the Freight House in several areas for both the exterior and interior of the building.

Projects

STOREFRONT BEAM & COLUMN

Funding | FY 2025: **\$50,000**

LINTELS & SILLS REPLACEMENT

Funding | FY 2025: **\$200,000**

WINDOW REPLACEMENT

Funding | FY 2025: **\$440,000**

FIRE ALARM REPLACEMENT

Funding | FY 2025: **\$70,000**

MASONRY REPAIR

Funding | FY 2026: **\$330,000**

ELECTRICAL UPGRADES

Funding | FY 2027: **\$30,000**

RESTROOM IMPROVEMENTS

Funding | FY 2027: **\$225,000**

RETAINING WALL & PATIO SLAB

Funding | FY 2028: **\$110,000**

METAL OVERHANG REPLACEMENT

Funding | FY 2029: **\$80,000**



Library Facility Projects

Category: Facilities Maintenance

Description

Within the six-year proposed capital plan are various repairs and upgrades scheduled for the Main, Eastern and Fairmount libraries. The projects are listed below:

Projects

EASTERN GEOTHERMAL SYSTEM REPAIRS

Funding | FY 2025: **\$130,000**

FAIRMOUNT ROOF REPLACEMENT

Funding | FY 2025-2026: **\$270,000**

MAIN | GLYCOL CONVERSION

Funding | FY 2025: **\$85,000**

FAIRMOUNT | INTERIOR PAINT

Funding | FY 2026: **\$75,000**

FAIRMOUNT | PARKING LOT REPAIR

Funding | FY 2027: **\$120,000**

LIBRARY CARPET REPLACEMENT

Funding | FY 2026: **\$190,000**

Funding | FY 2027: **\$165,000**

TOTAL | \$355,000

MAIN | MEETING ROOM UPGRADES

Funding | FY 2026: **\$100,000**

MAIN | EXTERIOR PAINT

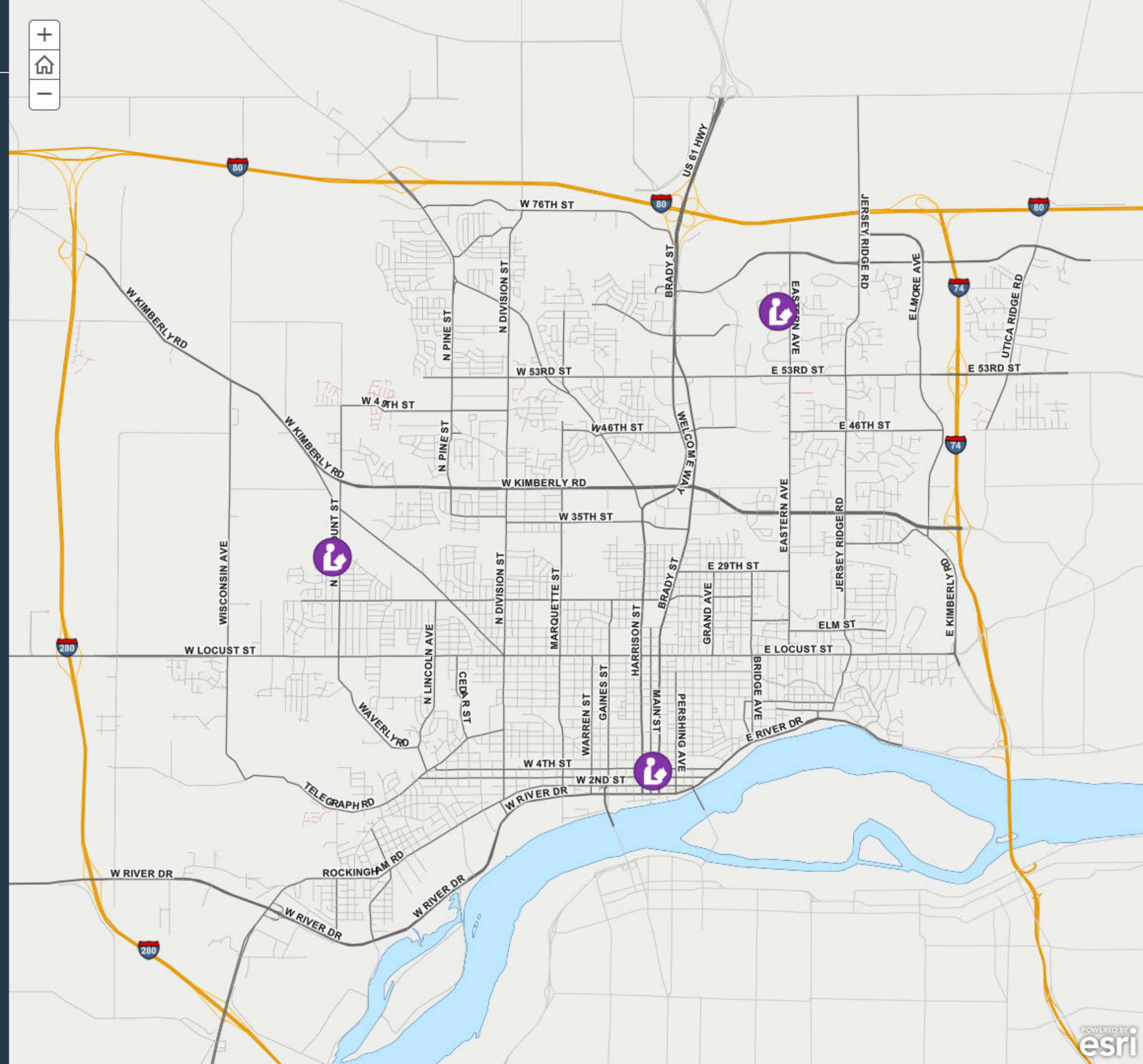
Funding | FY 2027: **\$75,000**

EASTERN | MASONRY REPAIRS

Funding | FY 2028: **\$35,000**

EASTERN | ROOF REPLACEMENT

Funding | FY 2028-2029: **\$285,000**



Fleet Equipment Purchases

Category: Fleet

Description

Capital funds are used to augment the city's equipment replacement program found within its operating budget. The projects listed to the right are those funded through the CIP.

Funding

- FY 2025: **\$3,185,000**
- FY 2026: **\$3,910,000**
- FY 2027: **\$1,815,000**
- FY 2028: **\$3,500,000**
- FY 2029: **\$4,775,000**
- FY 2030: **\$3,555,000**
- TOTAL: **\$20,740,000**

PROJECTS	FY 2025	FY 2026	FY 2027	FY 2028	FY 2029	FY 2030
Solid Waste Program	920,000	890,000	850,000	950,000	850,000	950,000
Ground Maintenance Program	180,000	-	215,000	180,000	300,000	180,000
Public Safety Vehicle Program	400,000	350,000	320,000	400,000	400,000	400,000
Construction Equipment	450,000	345,000	-	390,000	275,000	275,000
Transit Replacement Program	105,000	900,000	-	-	500,000	-
Fire Apparatus & Equipment Program	950,000	950,000	-	980,000	1,200,000	1,200,000
Street Sewer Chassis Purchase	180,000	-	-	-	-	-
Brush Cutter Skid Steer Unit	-	75,000	-	-	-	-
Wheel Loader Program	-	200,000	200,000	200,000	200,000	200,000
Marine 1 Replacement	-	200,000	-	-	-	-
Pothole Repair Equipment	-	-	230,000	-	-	-
Compost Endloader Program	-	-	-	400,000	225,000	350,000
Mudjacking Equipment	-	-	-	-	125,000	-
Truck-Mounted Sewer Jetter	-	-	-	-	500,000	-
Forestry Support Equipment	-	-	-	-	200,000	-
TOTAL	3,185,000	3,910,000	1,815,000	3,500,000	4,775,000	3,555,000



15
30
45

Urban Revitalization Program

Category: General Government

Description

This program provides funding for a continuation of the DREAM project, which is the initial revitalization effort aimed at attracting home buyers and retaining homeowners by assisting with renovation costs, focusing primarily on exterior work.

Funding

FY 2025: **\$1,095,000**

FY 2026-2030: **\$6,015,000**

TOTAL: **\$7,110,000**

Map

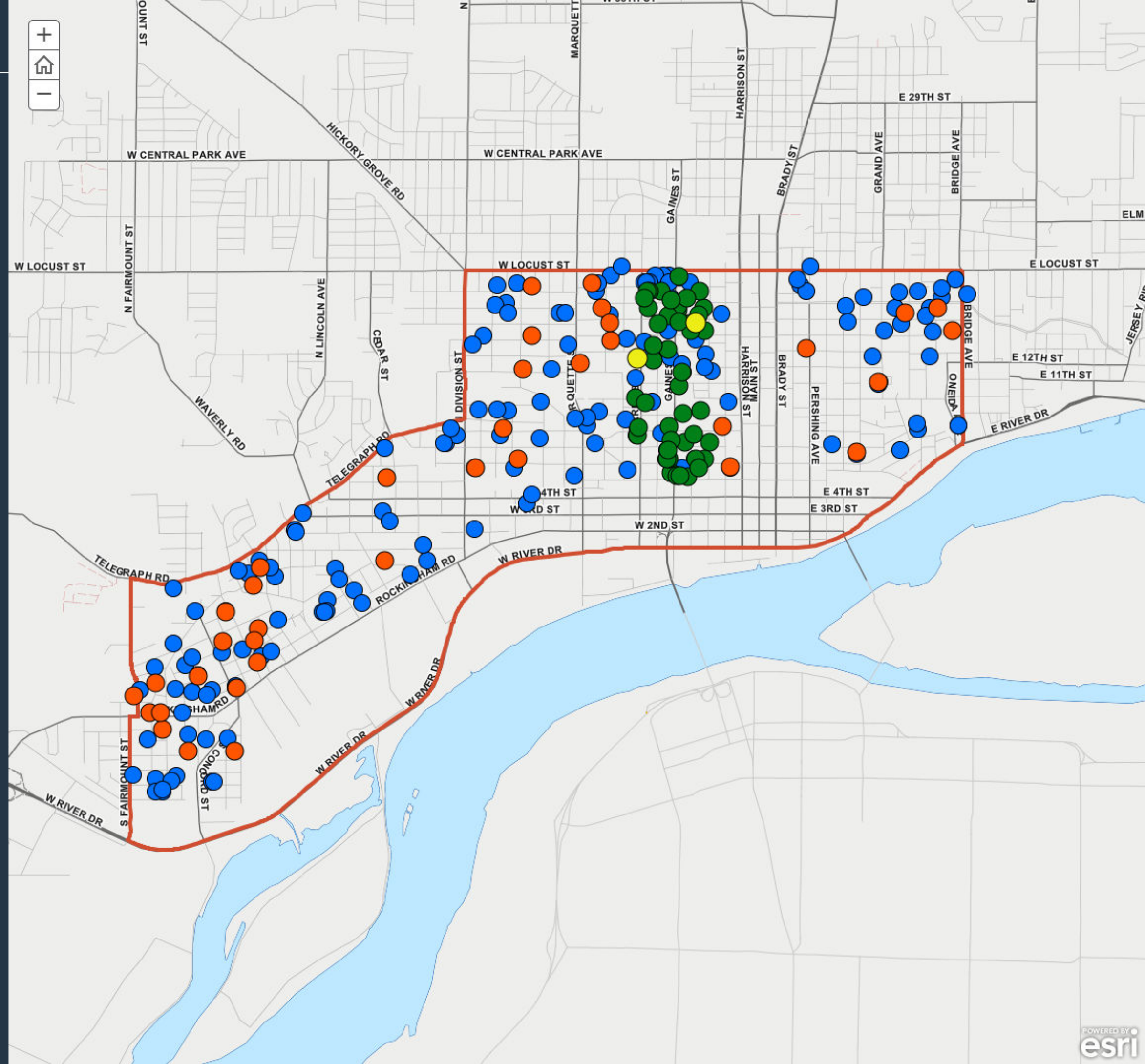
The locations on the map indicate the properties currently part of the DREAM project since its inception in 2019.

Orange: Projects Selected in 2023

Green: Projects Selected Through Dream+

Yellow: Projects Selected Through Extreme Dream

Blue: Projects Previously Approved



Demolition Program

Category: General Government

Description

This is the annual program designed to demolish dilapidated and abandoned homes that are in disrepair throughout the city.

Funding

FY 2025: \$200,000

FY 2026-2030: \$950,000

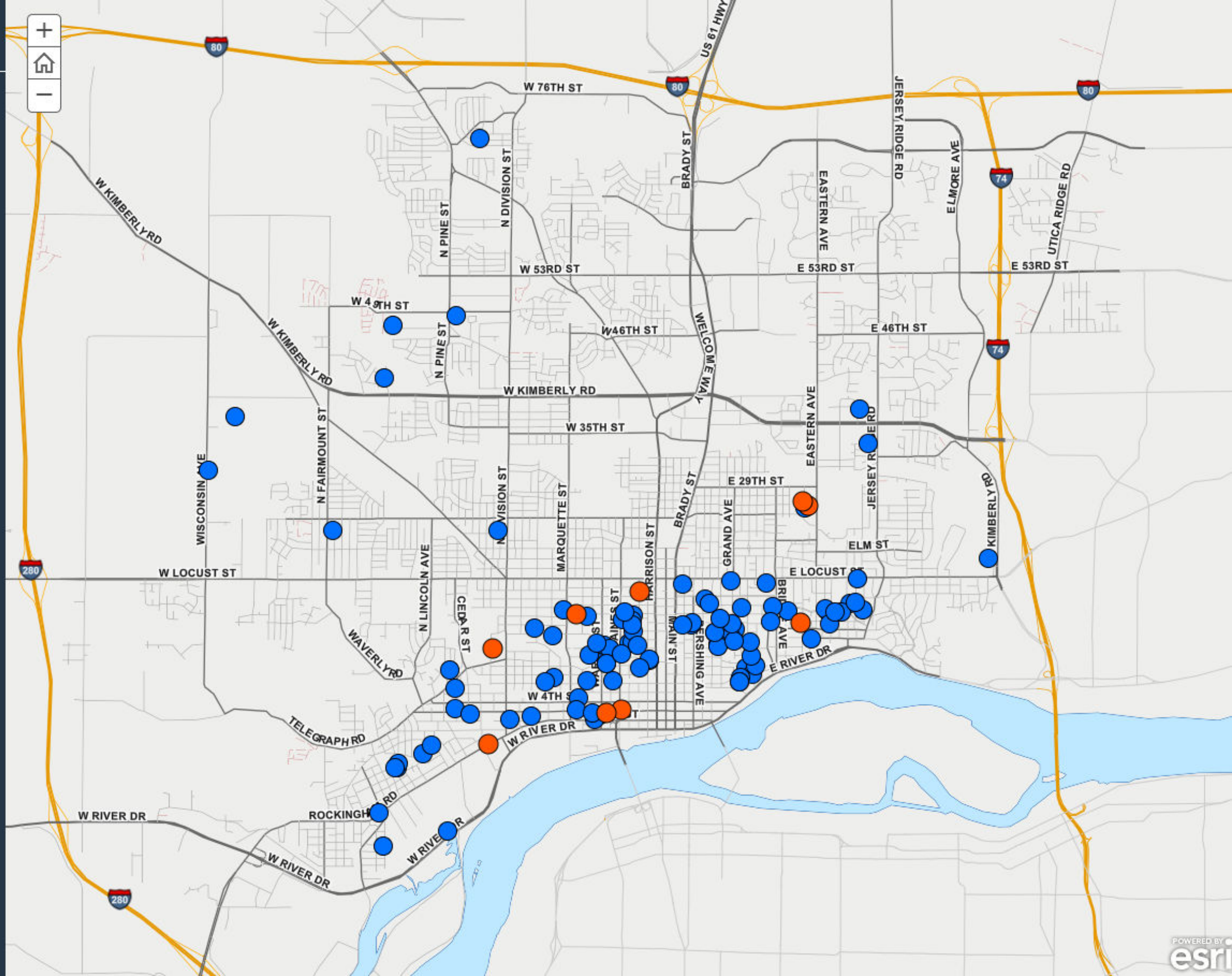
TOTAL: \$1,150,000

Map

The map indicates the number of properties that have been demolished since FY 2016.

Orange: Projects Completed in CY 2023

Blue: Past Completed Projects



Library Materials Program

Category: Library Services

Description

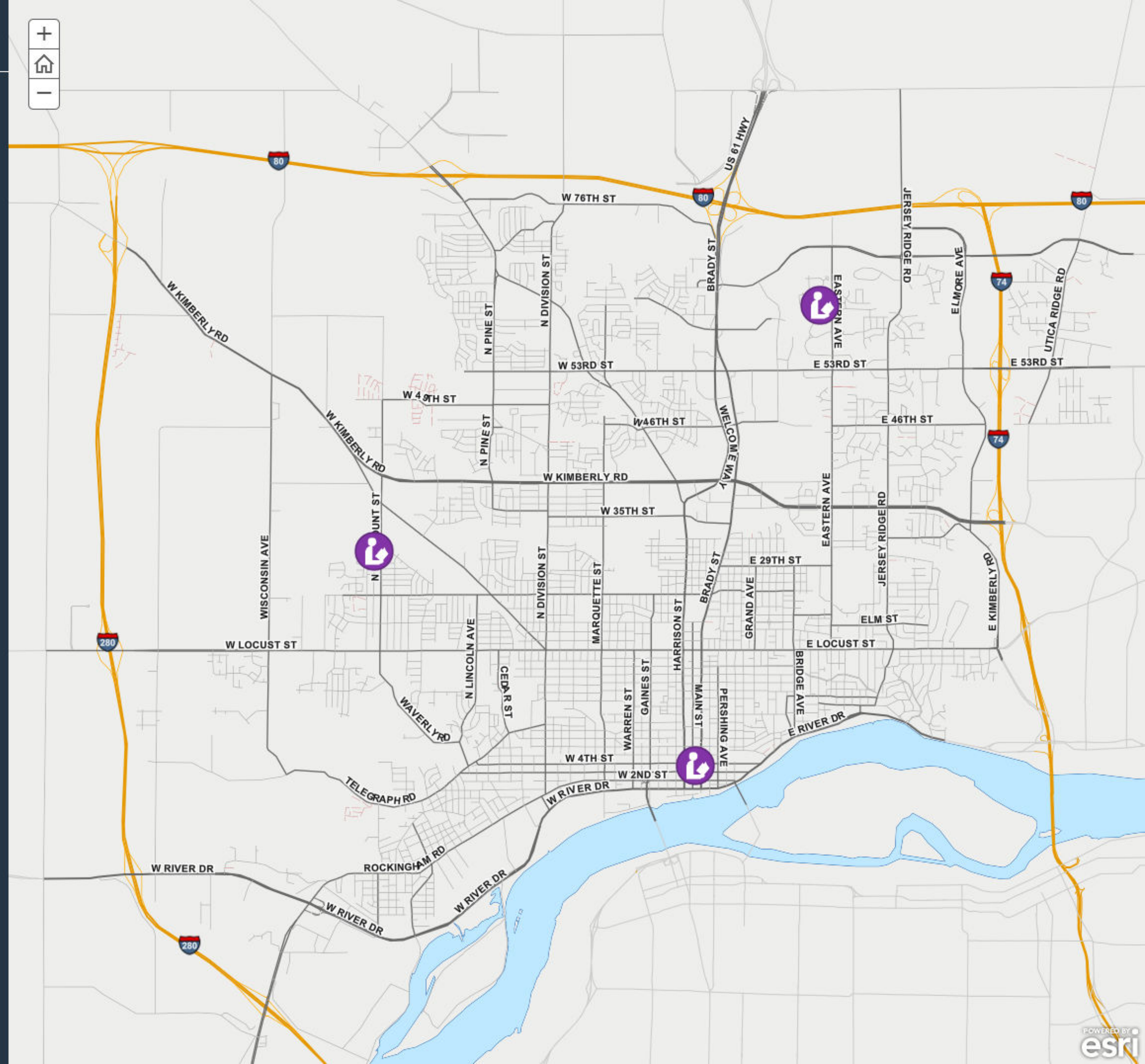
This annual program provides funds for the purchase of books, magazines, CDs and DVDs for all three branches within the public system.

Funding

FY 2025: \$465,000

FY 2026-2030: \$2,110,000

TOTAL: \$2,575,000



Creating Connections Program

Category: Multi-Modal Transportation

Description

This program creates new sidewalks as well as replaces damaged or missing sidewalks as part of the city's 50/50 residential repair program.

Funding

FY 2025: \$600,000

FY 2026-2030: \$2,650,000

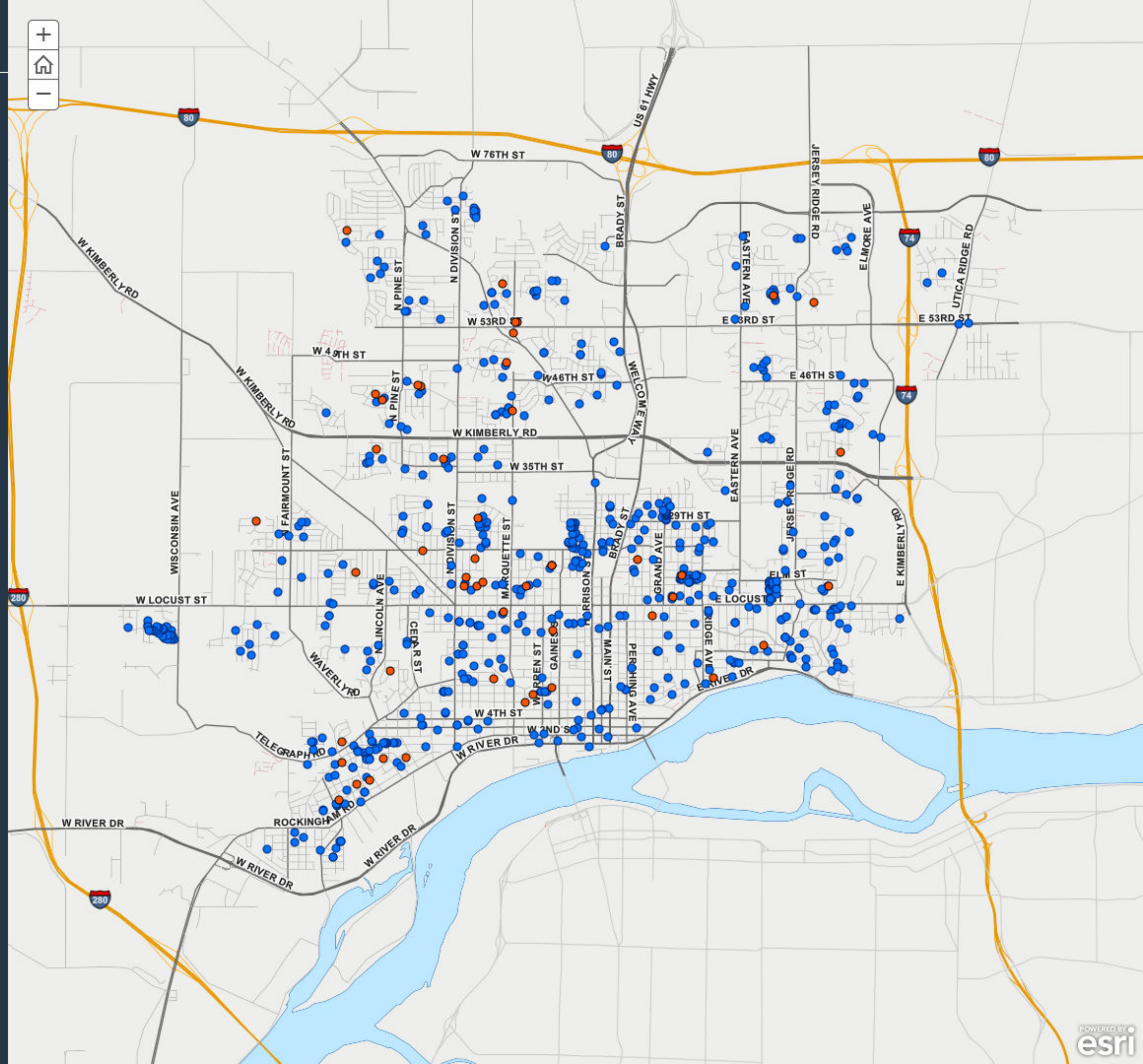
TOTAL: \$3,250,000

Map

The map indicates the locations where residents have utilized the 50/50 repair program since FY 2016.

Orange: CY 2023 Program

Blue: Past Completed Projects



Civic Access Program

Category: Multi-Modal Transportation

Description

This program installs or repairs ADA ramps throughout the city.

Funding

FY 2025: \$250,000

FY 2026-2030: \$1,200,000

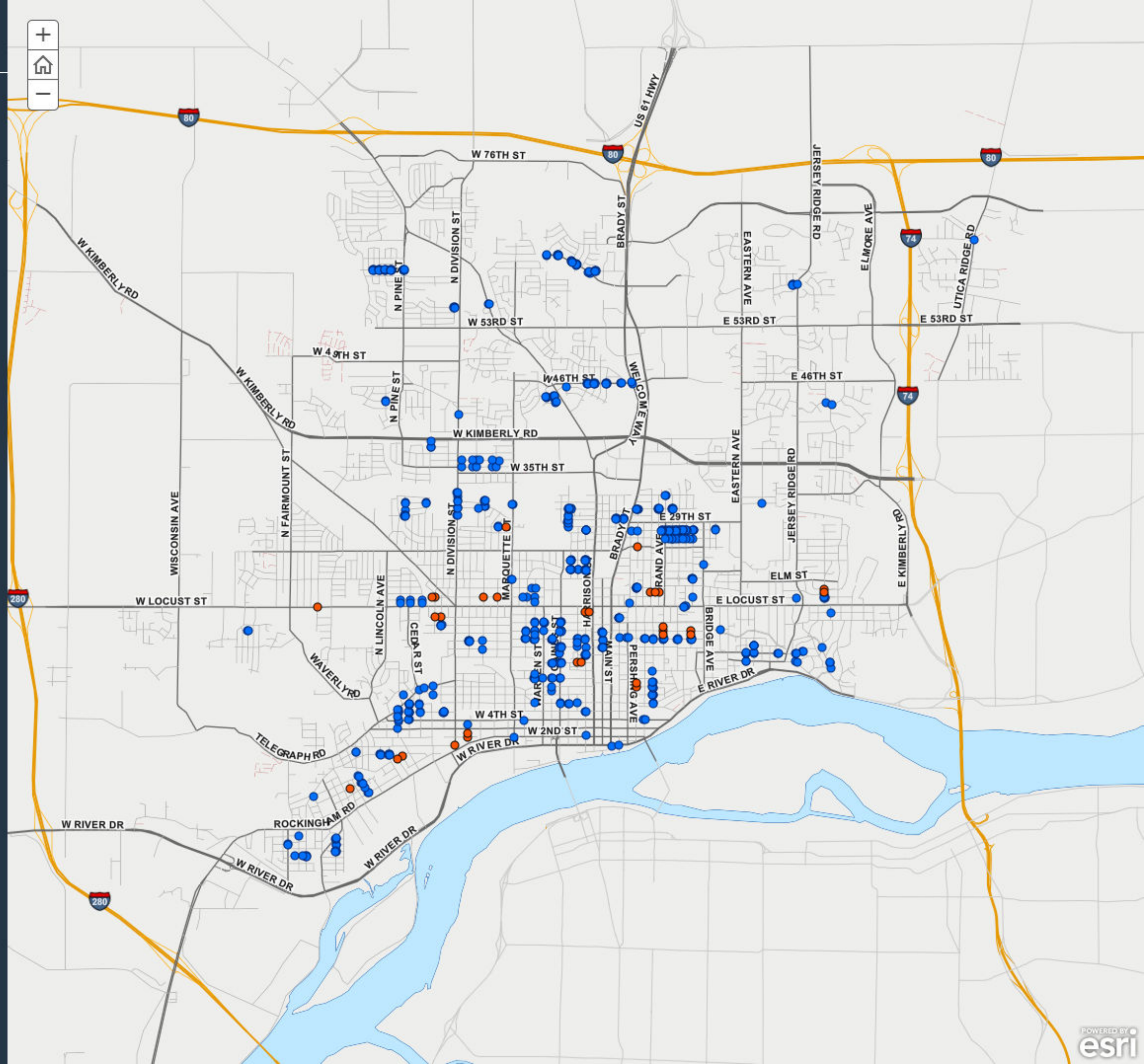
TOTAL: \$1,450,000

Map

The map indicates the locations where the city has repaired or installed new ADA ramps in the City of Davenport.

Orange: CY 2024 Program

Blue: Past Completed Projects



Goose Creek Trail Phase 4

Category: Multi-Modal Transportation

Description

The construction of a combination of a ten-foot wide concrete trail and two bridge underpasses along Eastern Avenue from Kimberly Road to East 39th Street.

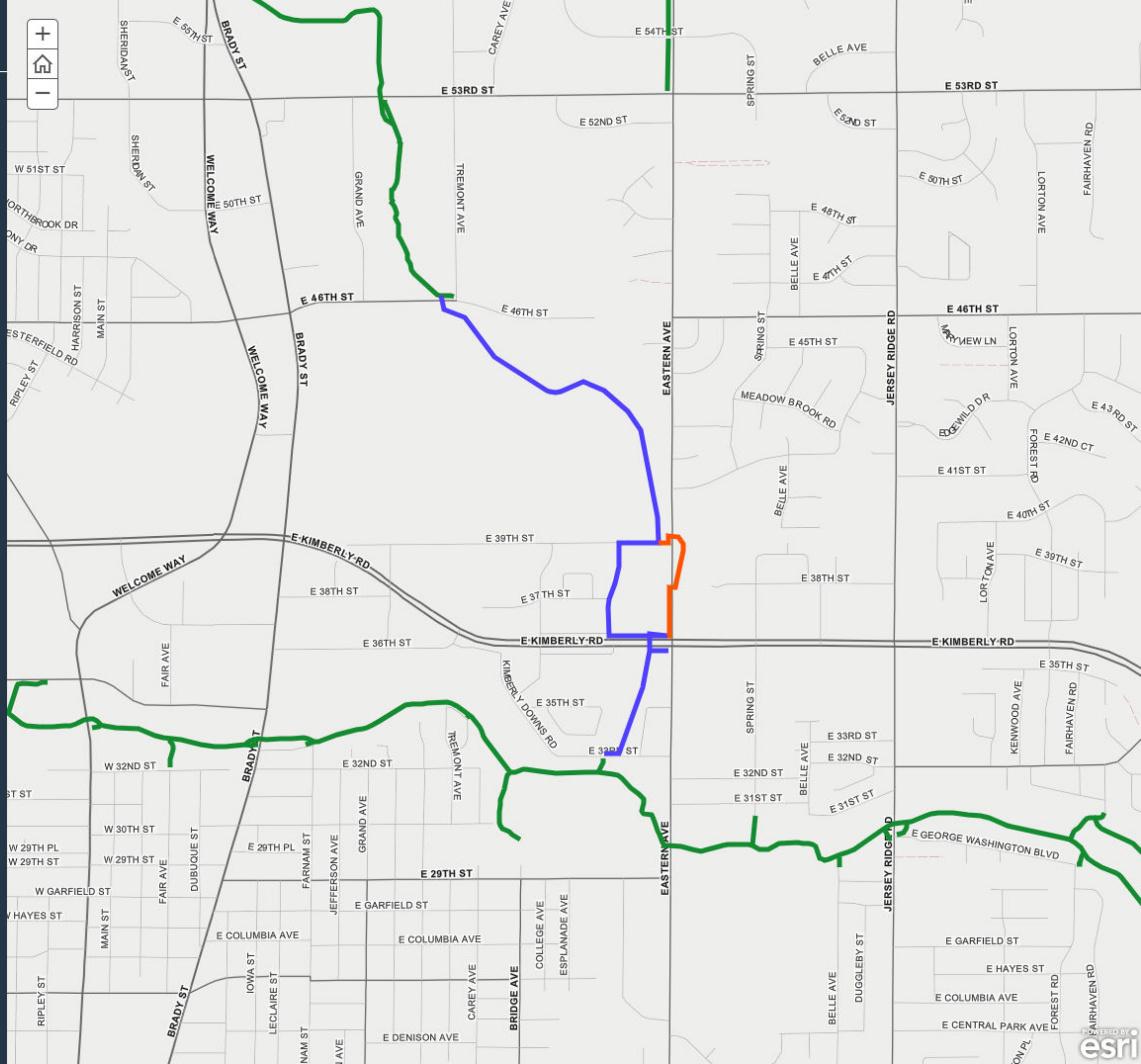
Funding

- FY 2026: \$150,000 (City)
- FY 2027: \$400,000 (City)
- FY 2027: \$1,574,199 (Fed. Grant)
- TOTAL: \$2,124,199

Map

The map indicates the location of the proposed trail.

- Blue: Goose Creek Trail Phase 3 (ARPA Funded)
- Orange: Goose Creek Trail Phase 4
- Green: Existing Trail System



Park Development Program

Category: Parks & Recreation

Description

This is an annual program that allows the City Council to allocate funding to specific park projects of their choosing.

Funding

FY 2025: **\$350,000**

FY 2026-2030: **\$1,750,000**

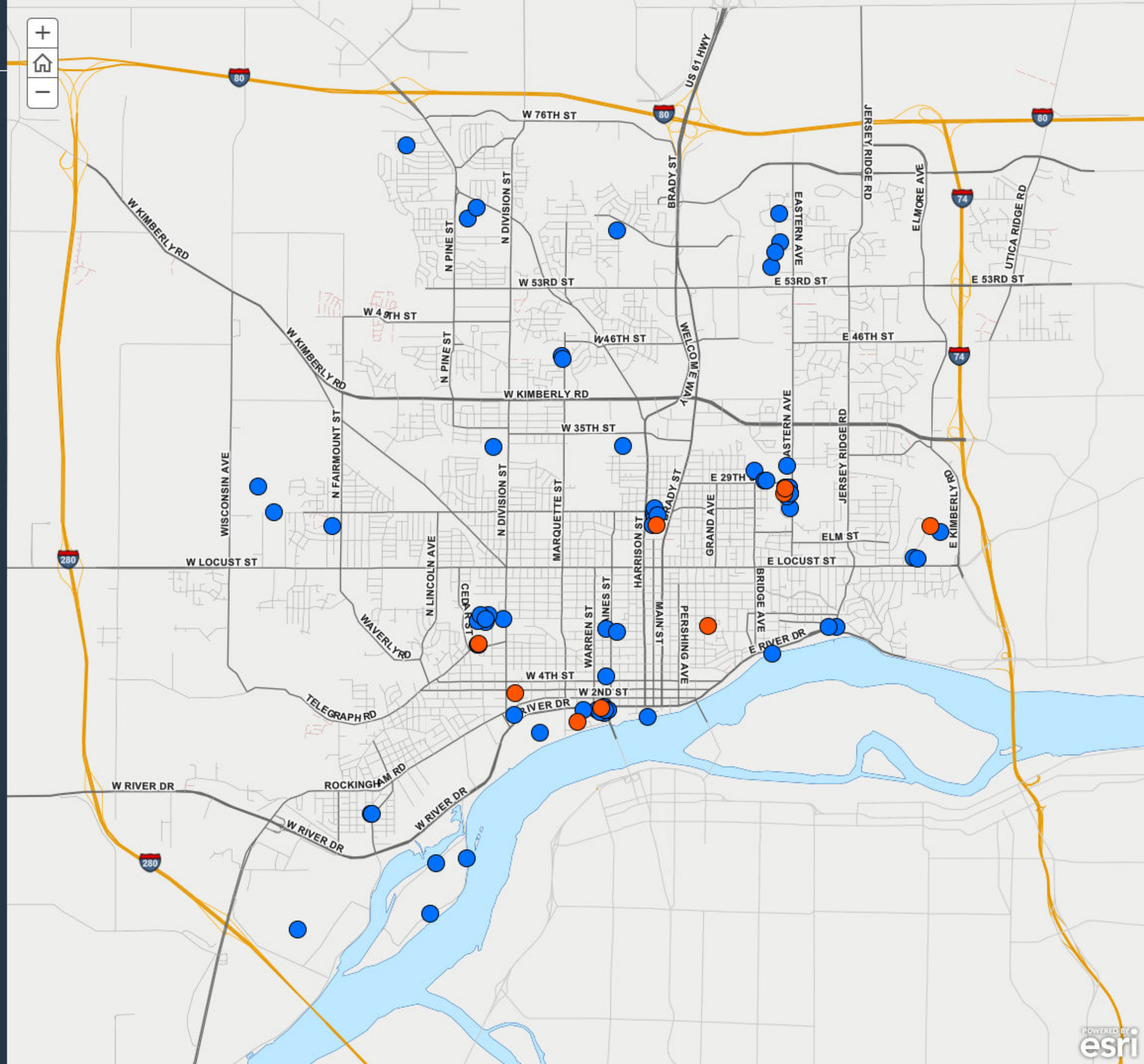
TOTAL: **\$2,100,000**

Map

The map indicates the number of projects and their location that have been funded through the program since FY 2015.

Orange: Projected Funded in FY 2024

Blue: Past Completed Projects



Duck Creek | Park Improvements

Category: Parks and Recreation

Description

This funding, to be used in conjunction with \$250,000 set aside within the current FY 2024 CIP, to renovate existing tennis courts and install new pickleball courts at Duck Creek Park

Funding

FY 2025: **\$400,000**

Map

The map indicates the location the proposed improvements.



Vander Veer | Stone Fountain Renovation

Category: Parks and Recreation

Description

Renovation of the existing stone fountain located at Vander Veer Park.

Funding


FY 2025: \$100,000

FY 2026: \$1,000,000

TOTAL: \$1,100,000

Map

The map indicates the location the proposed improvements.



Credit Island | Park Improvements

Category: Parks & Recreation

Description

This program provides funding for items such as soil amendments for turn improvements, replacement of park restroom, new windows at Credit Island Lodge and the replacement of the roof on the warming house and garages.

Funding

FY 2026: \$300,000

FY 2029: \$100,000

FY 2030: \$100,000

TOTAL: \$500,000

Map

The map indicates the location Credit Island Park.



Playground Replacement Program

Category: Parks & Recreation

Description

This is an annual program that provides funding to replace two standard playgrounds or one large specialty playground within the park system.

Funding

FY 2026: \$170,000

FY 2030: \$170,000

TOTAL: \$340,000

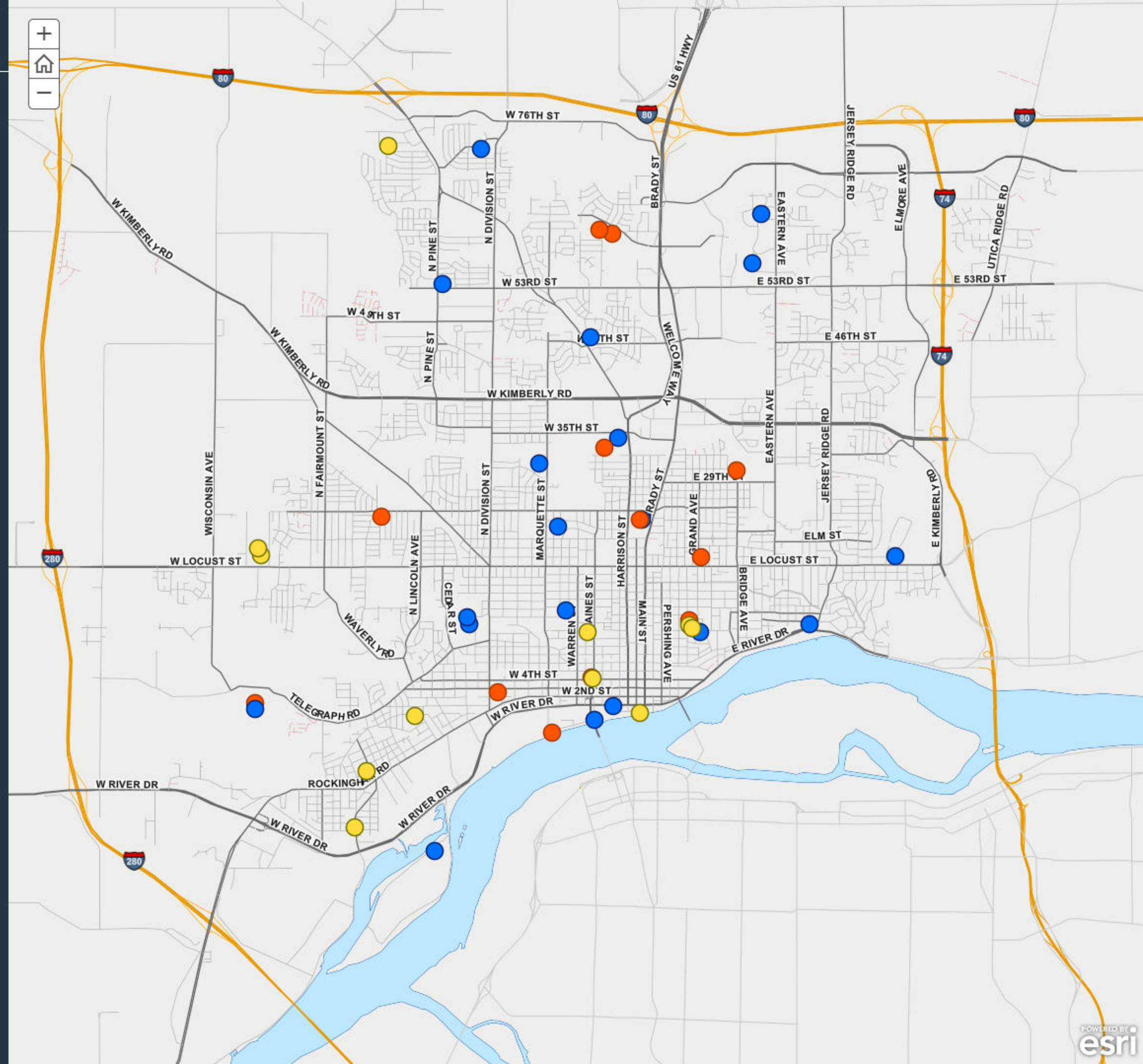
Map

The map indicates the number of playgrounds within the park system, where they are located and which pieces are new, have been replaced or repaired since FY 2015.

Orange: Previously Funded Projects

Yellow: ARPA Funded Projects

Blue: All Other Playgrounds



Public Safety Equipment Purchases

Category: Public Safety

Description

Purchase of various pieces of equipment used by Public Safety personnel.

Projects

BODY WORN CAMERAS

Funding | FY 2025: **\$452,155**

Funding | FY 2026-2028: **\$3,595,565**

TOTAL: **\$4,047,720**

TURNOUT GEAR REPLACEMENT

Funding | FY 2025: **\$100,000**

Funding | FY 2026-2027: **\$100,000**

TOTAL: **\$200,000**

BALLISTIC INFORMATION NETWORK

Funding | FY 2025: **\$146,472**


Funding | FY 2030: **\$146,472**

TOTAL: **\$292,944**

RESCUE AND RESPONSE ARMORED VEHICLE

Funding | FY 2025: **\$300,000**

TOTAL: **\$300,000**



Flood Resiliency Program

Category: Riverfront

Description

The 2021 Mississippi River Flood Resiliency Plan identifies various strategies and projects that will assist the city in mitigating flooding up to river stage 22. The programs listed below provide funding to start this process.

Projects

STRUCTURAL SOLUTION

FY 2025: **\$1,000,000**

FY 2026-2030: **\$5,000,000**

TOTAL: **\$6,000,000**

REPETITIVE LOSS PROPERTY ACQUISITIONS

FY 2025: **\$90,000 (City)**

FY 2025: **\$505,000 (Fed. Grant)**

TOTAL: **\$595,000**

NON-STRUCTURAL PROGRAM

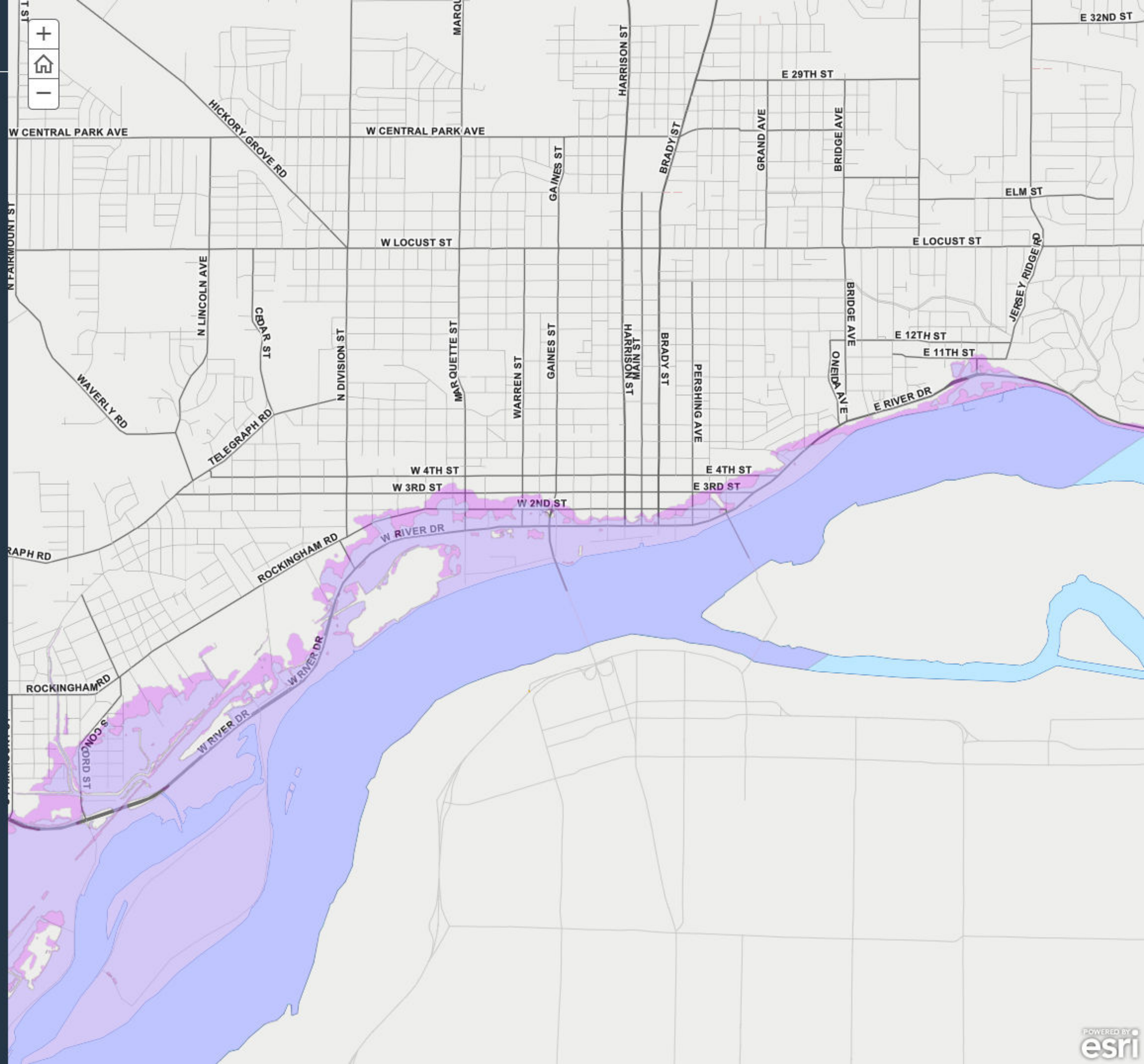
FY 2030: **\$500,000**

PUBLIC FACILITIES

FY 2030: **\$300,000**

Map

The map indicates River Stage 22 (light) and 24 (dark).



Contract Sewer Repair Program

Category: Sanitary Sewer

Description

This is an annual program to repair failed sanitary and storm sewer mains. The emphasis of the program is to contract out emergency point repairs in order to supplement in-house efforts reducing the time needed to eliminate sewer related sink holes.

Funding

FY 2025: **\$1,250,000**

FY 2026-2030: **\$6,600,000**

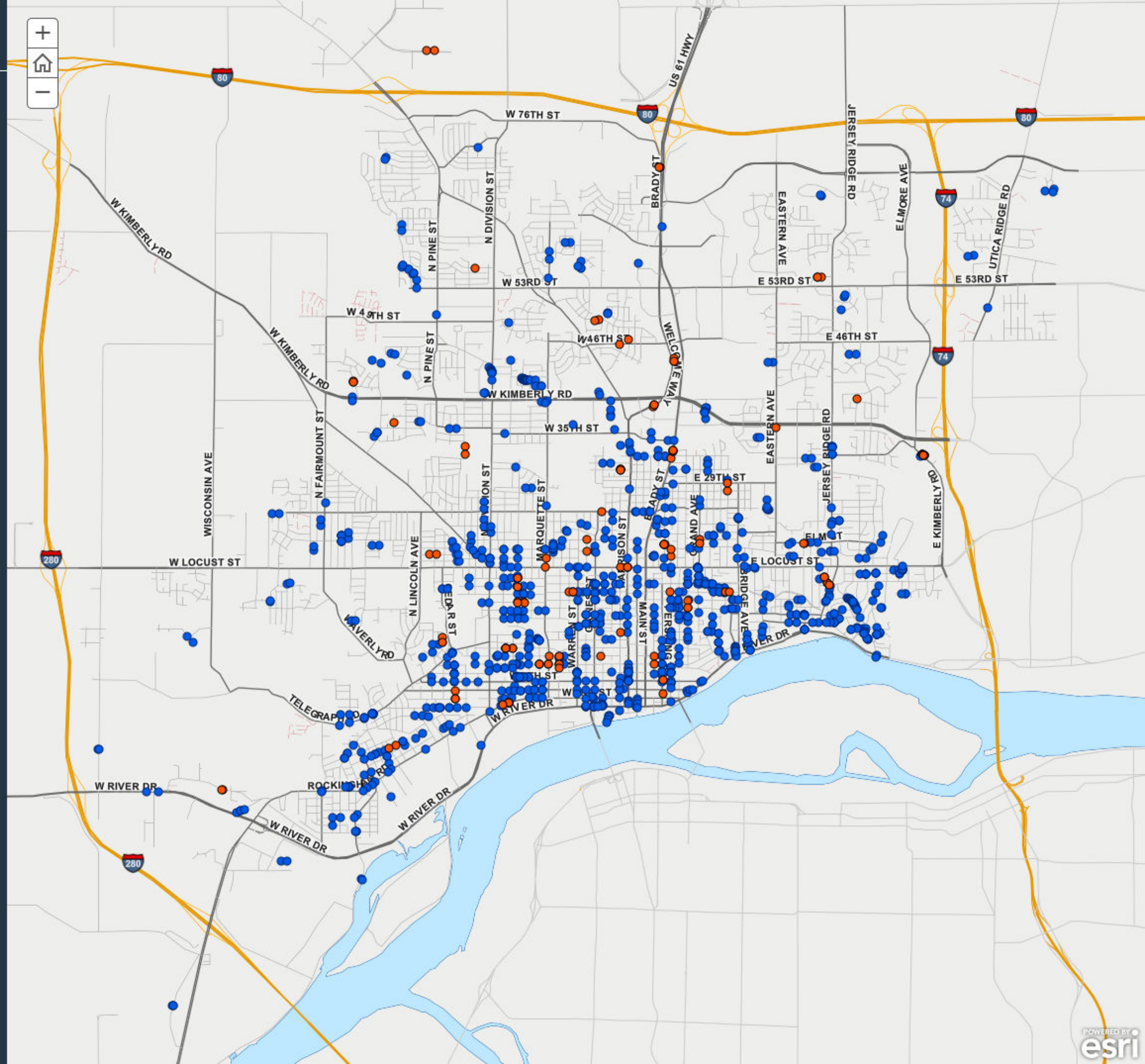
TOTAL: **\$7,850,000**

Map

The map indicates the number of point repairs that have been addressed as part of the program since FY 2013.

Orange: CY 2023 Completed Projects

Blue: Past Completed Projects



Sewer Lateral Repair Program

Category: Sanitary Sewer

Description

This program is for the repair of sanitary sewer laterals between the property owner's home and the city's sewer main. Homeowners pay a \$500 deductible and the program will fund eligible repairs up to \$10,000.

Funding

FY 2025: **\$1,200,000**

FY 2026-2030: **\$6,000,000**

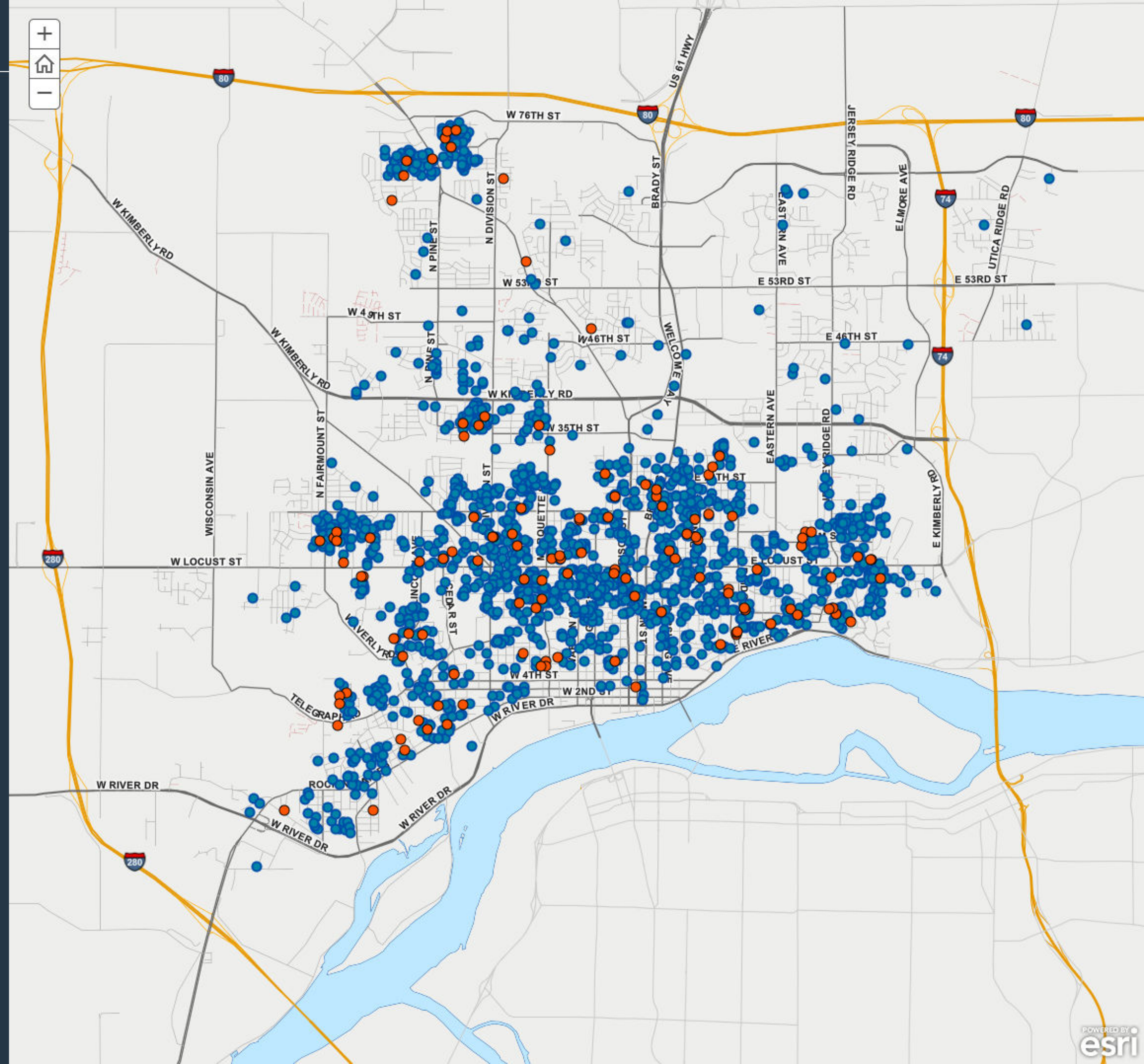
TOTAL: **\$7,200,000**

Map

The map indicates the number of properties that have utilized the Sewer Lateral Repair Program since its inception.

Orange: CY 2023 Completed Projects

Blue: Past Completed Projects



SSES Program

Category: Sanitary Sewer

Description

The Sanitary Sewer Evaluation and Survey (SSES) program provides funding for basin studies that look into the following: Up-to-date system maps, comparisons of design flow capacities with current flows, historical data concerning problem areas, data documenting frequency and severity of hydraulic overloads and overall sources of where inflow and infiltration is getting into the system.

Funding

FY 2025: **\$2,000,000**

FY 2026-2030: **\$4,000,000**

TOTAL: **\$6,000,000**

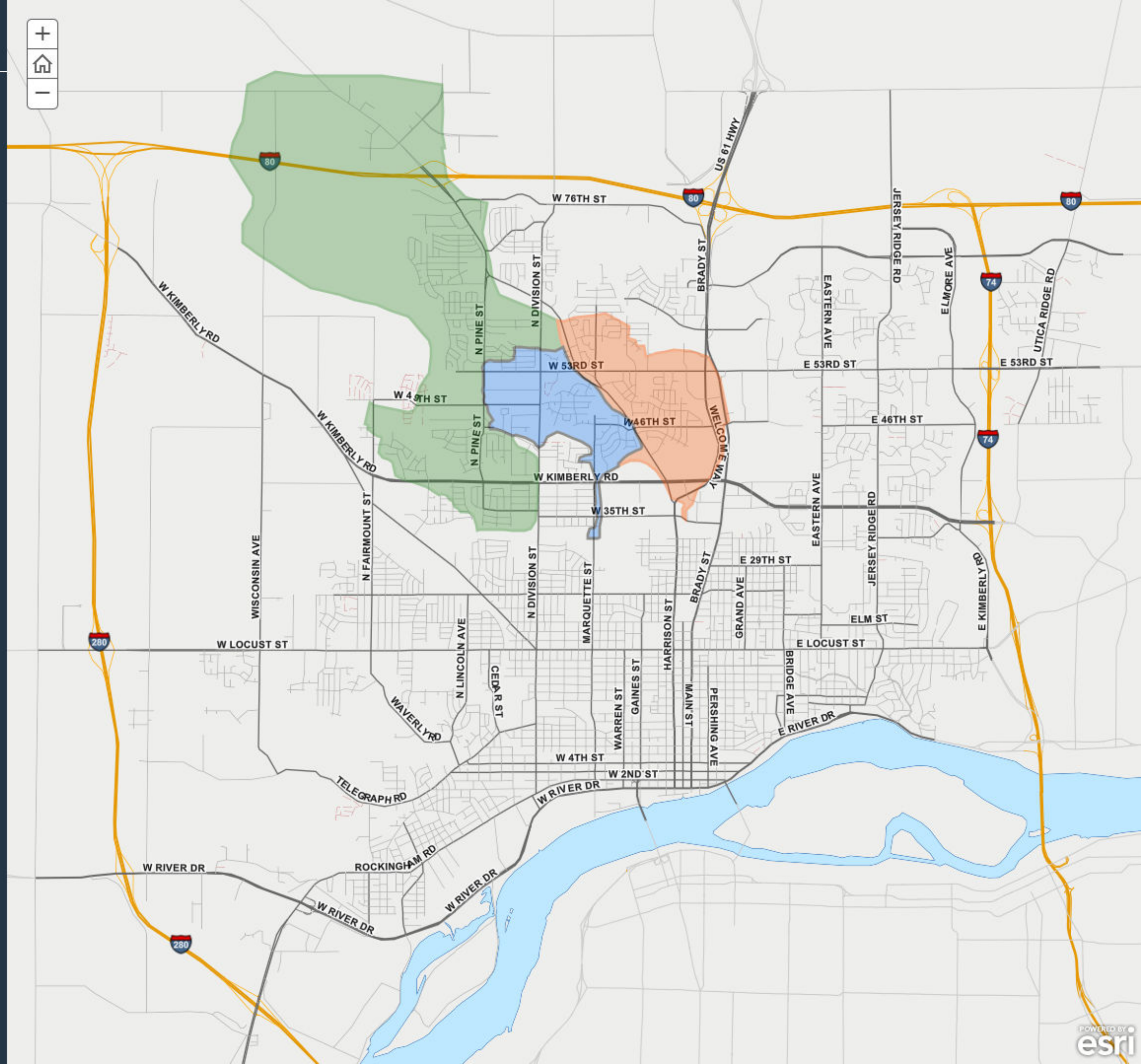
Map

The map indicates sewer basins that are currently under SSES contracted services.

Green: Silver Creek Basin

Blue: Robin Creek Basin

Orange: Northpark Basin



Sewer Rehabilitation Program

Category: Sanitary Sewer

Description

The SSES program generates studies that identify areas of improvement for the removal of inflow and infiltration, along with any structural repairs that need to occur. This program provides the funding to implement those recommendations. Projects can include, but not limited to:

- Manhole Replacement/Rehabilitation,
- Sewer Lining,
- Direct Connection Removal, and
- Full Sewer Line Replacement

Funding

FY 2025: **\$2,375,000**

FY 2026-2030: **\$14,310,000**

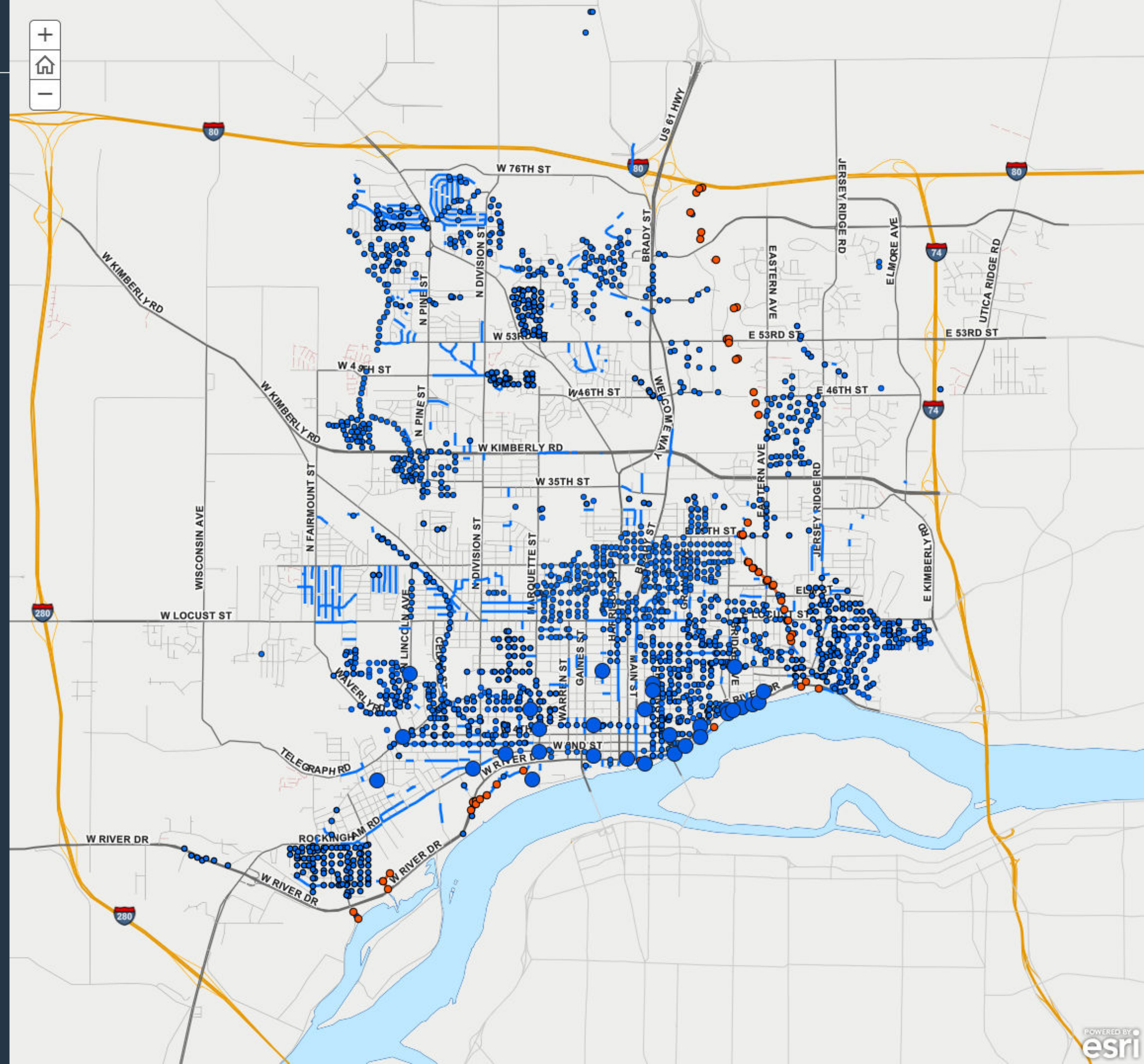
TOTAL: **\$16,685,000**

Map

The map indicates the completed past projects, current funded projects and upcoming future segments.

Orange: FY 2024 Project

Blue: Past Completed Projects



Goose Creek Park | Stream Stabilization

Category: Storm

Description

This project will stabilize a large portion of stream bank within the Goose Creek corridor.

Funding

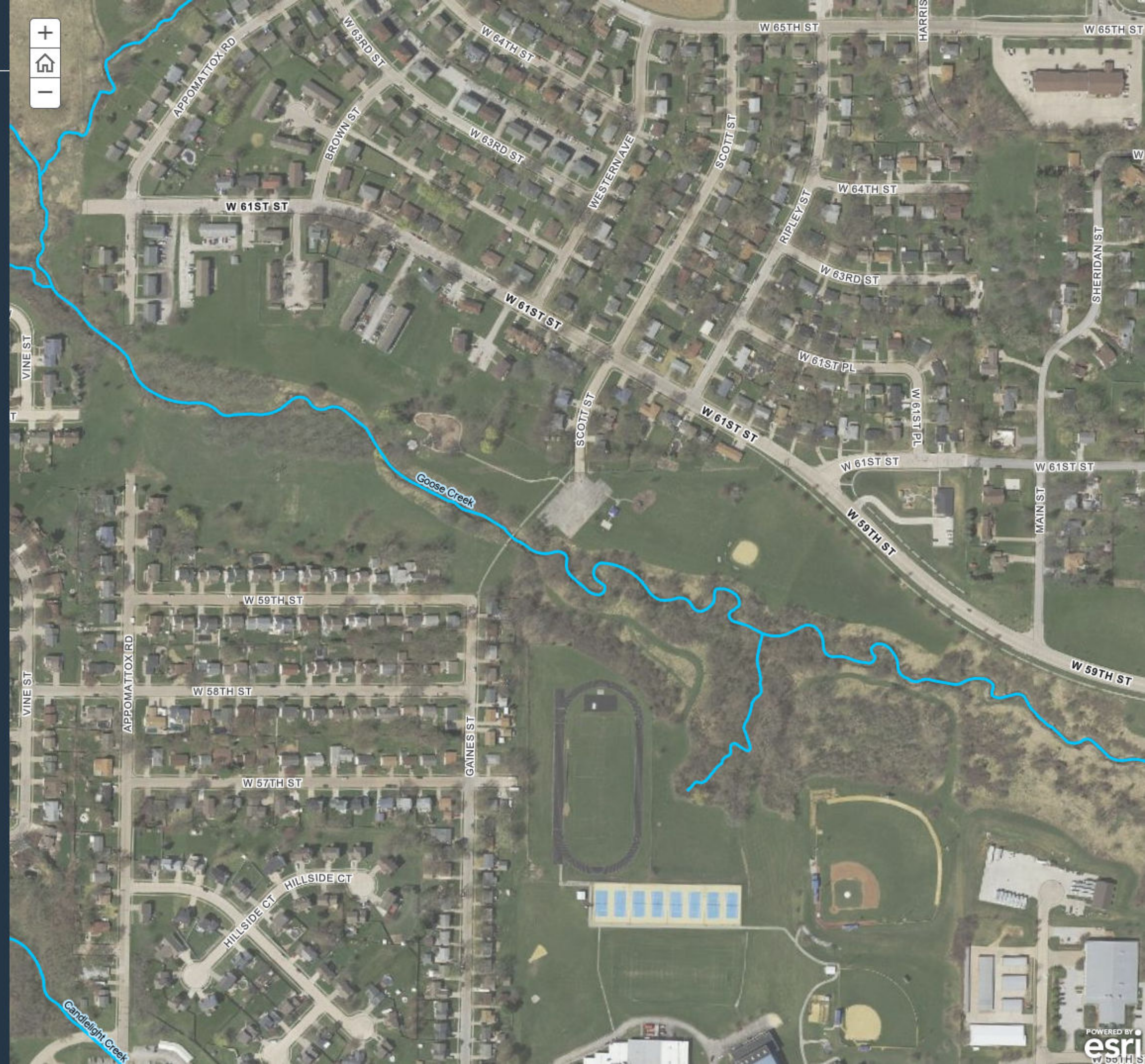
FY 2025: \$300,000

FY 2026: \$340,000

TOTAL: \$640,000

Map

The map indicates the proposed scope of the stream bank stabilization project.



E. High & Forest Storm Realignment

Category: Stormwater

Description

The project will abandon an existing storm sewer line and construct a new one within the right-of-way to eliminate the possibility of damage to public and private property and to provide access for future maintenance.

FUNDING

FY 2025: \$575,000

TOTAL: \$575,000

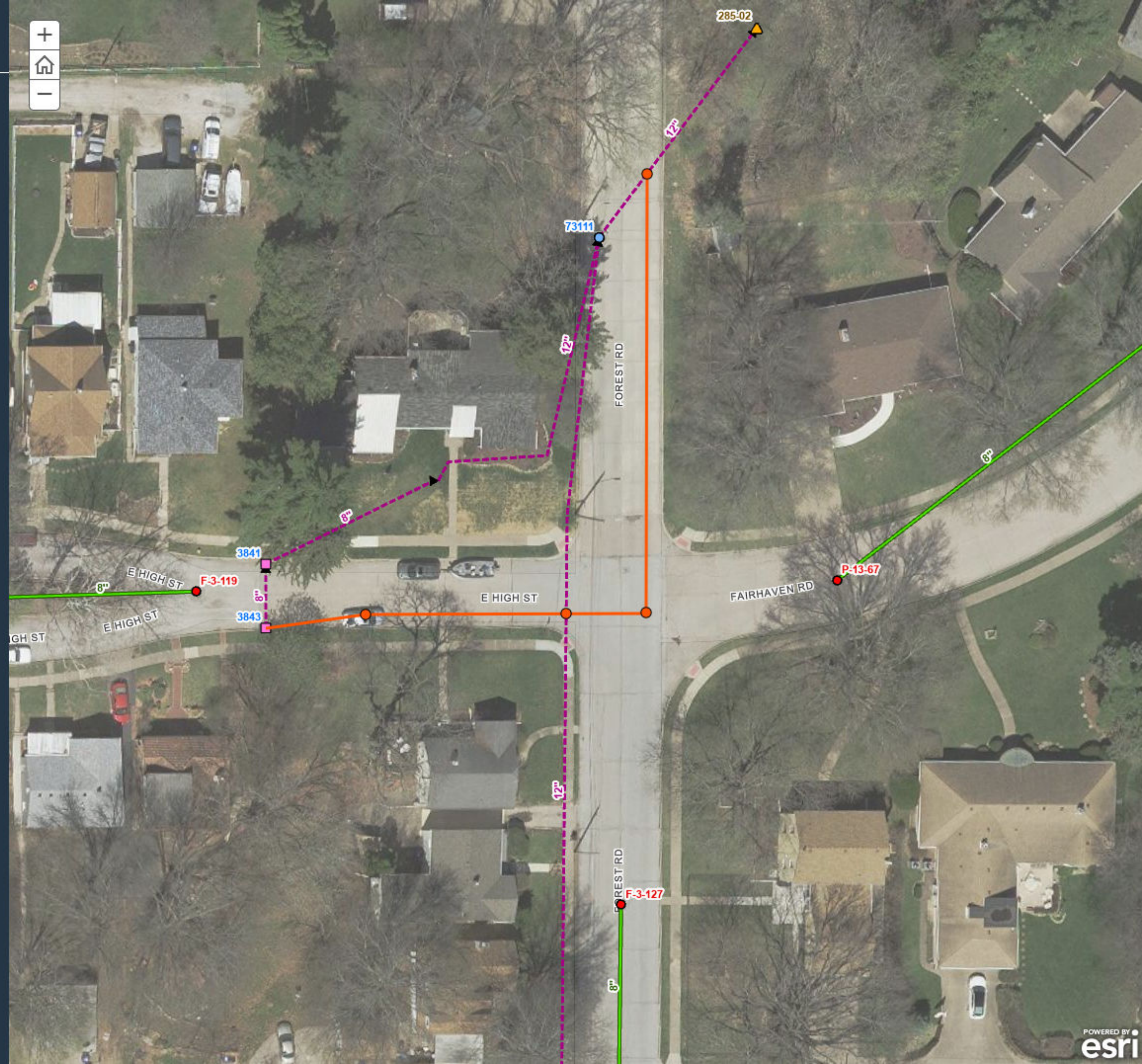
Map

The map indicates the location of the proposed project and shows its relation to existing sewer infrastructure.

Green - Existing Sanitary Sewer

Purple - Existing Storm Sewer

Orange - Proposed New Storm Sewer



High Volume Street Repair Program

Category: Streets

Description

This program provides funding for the restoration, rehabilitation and resurfacing of the street network that carries a high volume of traffic on a daily basis.

Funding

FY 2025: \$4,600,000

FY 2026-2030: \$22,500,000

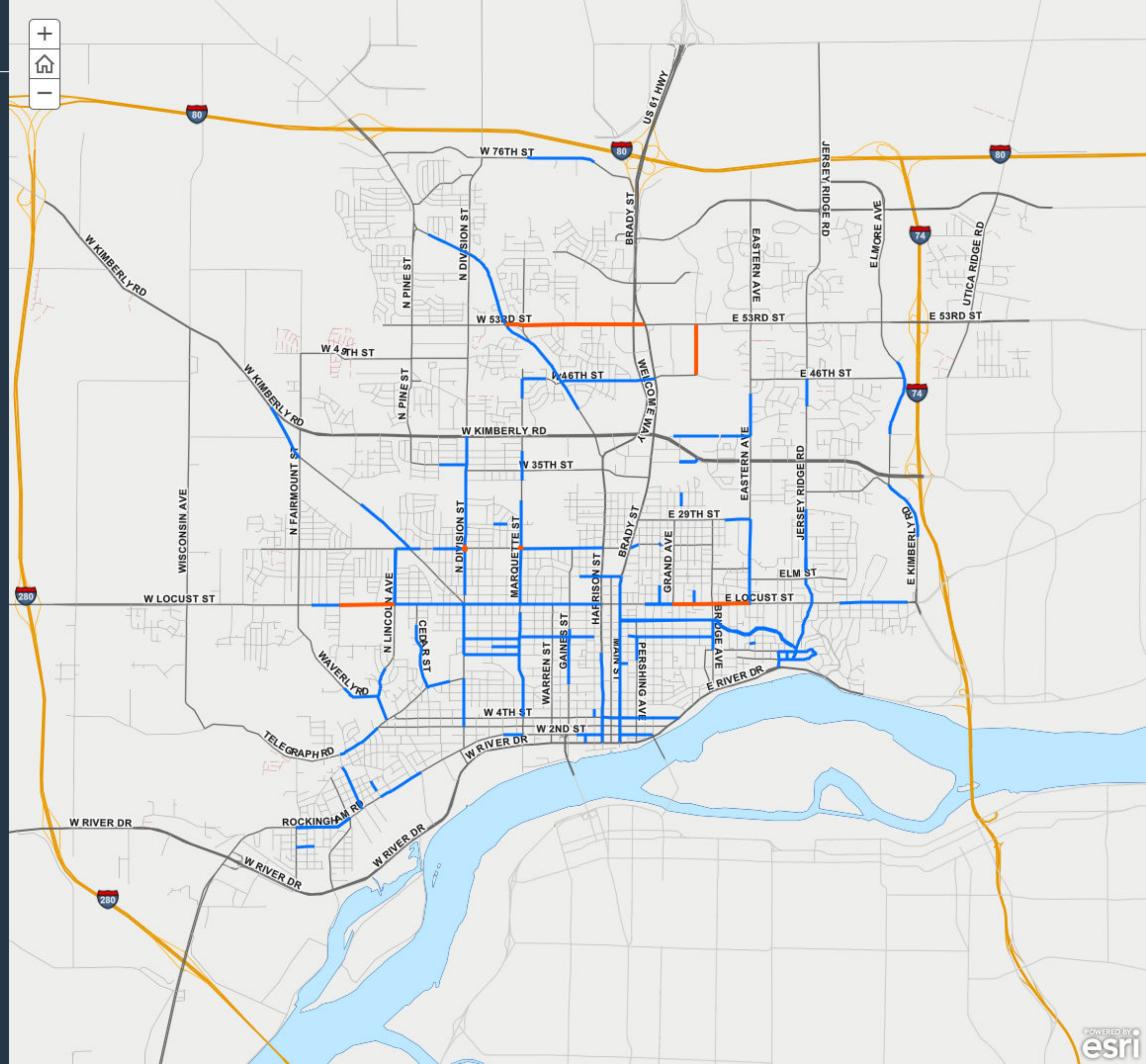
TOTAL: \$27,100,000

Map

The map indicates the locations of past, current and proposed street projects.

Orange: CY 2024 Proposed Projects

Blue: Past Completed Projects Since CY 2015



Neighborhood Street Repair Program (Contract)

Category: Streets

Description

This program provides funding for the restoration, rehabilitation and maintenance of concrete, asphalt, brick, composite, and gravel streets located within neighborhoods.

Work is performed by a combination of outside contractors and the City's Street Maintenance Division. For budget purposes, this funding has been combined.

Funding

FY 2025: \$4,450,000

FY 2026-2030: \$22,250,000

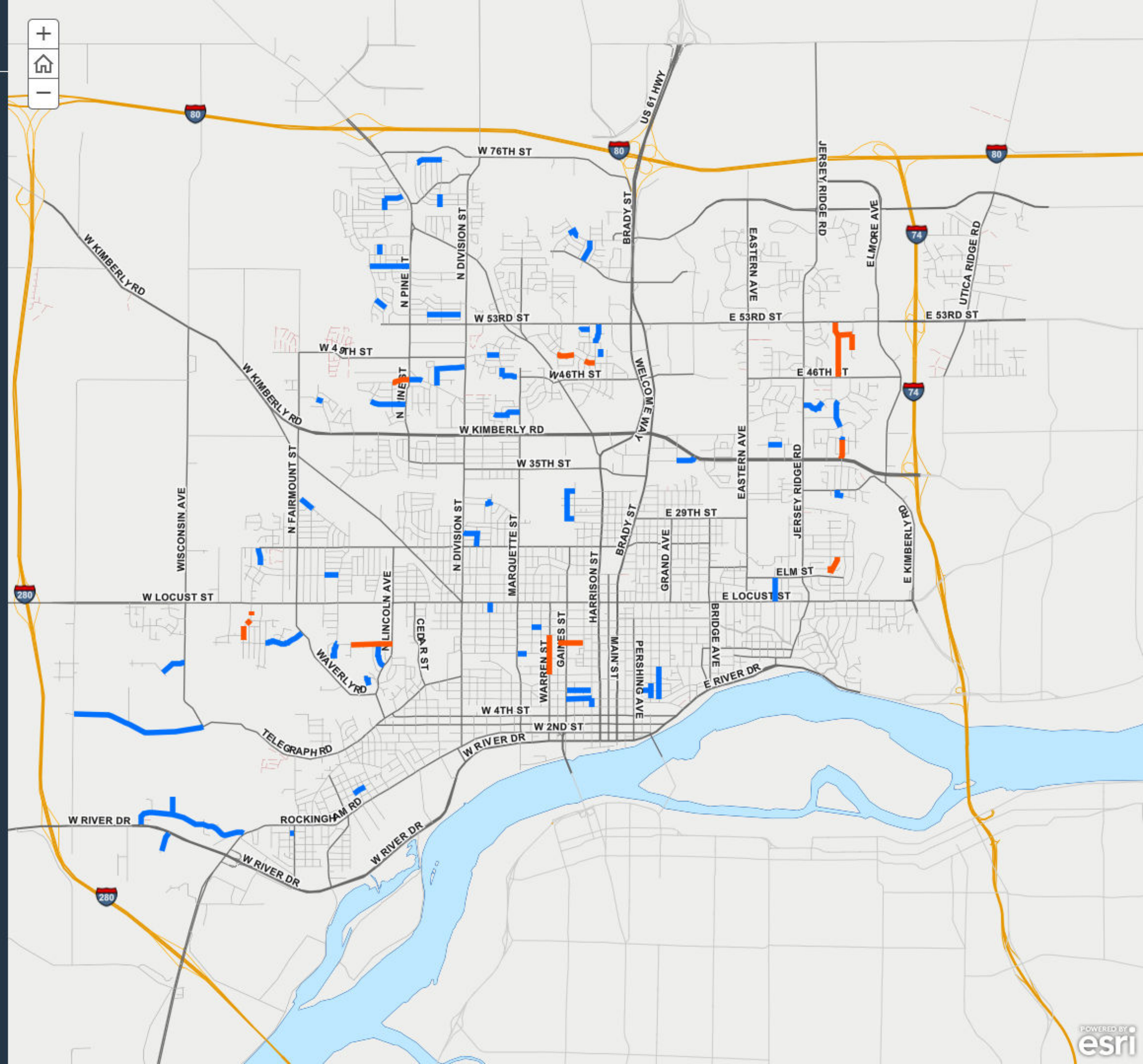
TOTAL: \$26,700,000

Map

The map indicates the locations of past and proposed street projects that are contracted out for construction.

Orange: CY 2024 Proposed Projects

Blue: Past Completed Projects



Neighborhood Street Repair Program (In-House)

Category: Streets

Description

This program provides funding for the restoration, rehabilitation and maintenance of concrete, asphalt, brick, composite, and gravel streets located within neighborhoods.

Work is performed by a combination of outside contractors and the City's Street Maintenance Division. For budget purposes, this funding has been combined.

Funding

FY 2025: \$4,450,000

FY 2026-2030: \$22,250,000

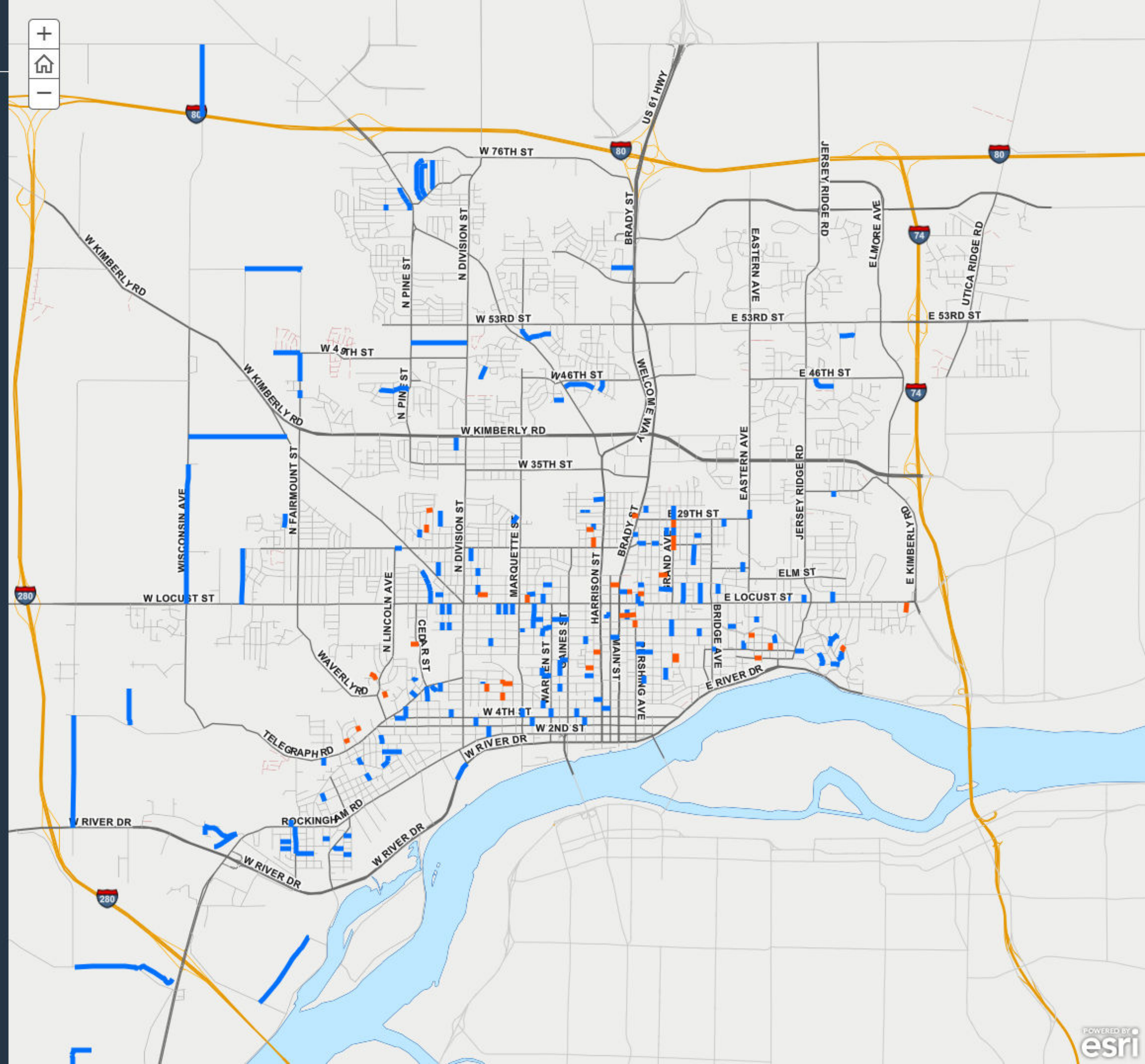
TOTAL: \$26,700,000

Map

The map indicates the locations of past and proposed street projects from the City's Street Maintenance Division of Public Works.

Orange: CY 2024 Proposed Projects

Blue: Past Completed Projects



Utica Ridge & 53rd Turn Lane Improvements

Category: Traffic Engineering

Description

The design and construction of dual left turn lanes for eastbound traffic on E. 53rd Street and on northbound traffic on Utica Ridge Road.

Funding

FY 2025: \$500,000 (City)

FY 2025: \$500,000 (State Grant)

TOTAL: \$1,000,000

Map

The map indicates the scope of the project.



Water Pollution Control Plant Projects

Category: WPCP

Description

Cleaning, repair and replacement of large-scale pieces of equipment are needed at the treatment facility due to wear and tear.

Projects

DIGESTER PROGRAM

Funding | FY 2025: **\$1,220,000**

Funding | FY 2026-2028: **\$3,480,000**

TOTAL: **\$4,700,000**

CLARIFIER DRIVE PROGRAM

Funding | FY 2029-2030: **\$2,030,000**

Map

The map indicates the location of clarification and digester tanks.

Orange: Digesters

Blue: Clarifiers





Next Steps

CALENDAR

February 20, 2024	Follow-Up Budget Workshop
February 21, 2024	COW – Motion to set public hearing on Proposed Tax Levy
February 24, 2024	Follow-Up Budget Workshop (If needed)
February 28, 2024	CC – Motion to set public hearing on Proposed Tax Levy
March 5, 2024	Finance staff files Budget Statement with IDOM (Due by 3/15)
March 20, 2024	Property Tax Statements mailed out to all property owners (County)
March 27, 2024	Hold public hearing on Proposed Tax Levy (Special Meeting – 5:00 PM)
April 3, 2024	COW – Motion to set public hearing on Budget Adoption (Rule Suspension)
April 17, 2024	COW – Public hearing on Budget Adoption and Resolution adopting “City Administrator’s Recommended FY 2025 Operating & Capital Improvement Budget”
April 24, 2024	CC – Adoption of FY 2025 Budget
April 25, 2024	Certify Budget with County Auditor & IDOM (Due by 4/30)

SCHEDULE



February 3rd | Introduction to the Operating Funds

- Goal Setting
- Fund Accounting and Structure Essentials
- FY 2023 Financial Review
- FY 2024 Financial Update



February 6th | Property Taxes & Operating Funds

- Property Tax Overview
- FY 2025 Operating Budget Review



February 10th | Capital Budget

- Debt Service Fund
- Local Options Sales Tax Fund
- Road Use Tax Fund
- Six-Year Capital Improvement Program



February 20th | Follow-ups and Workplan

- FY 2025 Operating Budget Continued
- Follow-ups

THANK YOU

